

Aquaculture



THUNDER 1000

Large aquacultural incinerator for high moisture fish farm and marine waste. Protect your sites biosecurity.



Maintain your biosecurity through securely destroying a complete range of aquacultural and fish Farm waste. Designed and built along the latest advances in marine incineration.

Having a multi layered brick based refractory achieving a 40% reduction in fuel consumption compared to alternative solutions. Top loading with reinforced concrete for hard wearing easy operation.

DEFRA approved and compliant with EU Animal By Products Regulations. 1000kg loading capacity.

Machine Specification

External L x W x H (mm)	2789 x 1736 x 2325/4270
Internal L x W x H (mm)	1450 x 1130 x 770
Chamber Volume (m ³)	1.26
Weight (approx tonnes)	5.5
Max Load Capacity (kg)	1000
Nominal Burn Rate UK* (kg/hr)	<50
Burn Rate [Export Only]* (kg/hr)	50 - 75
Thermal Capacity** (kW)	390
Power Supply 50/60 hz (single phase)	220 - 240v (single phase 110-120v on request)
Door Aperture	1130 x 1150
Hot Hearth Principle	Double Pass
Fuel Types	Diesel, LPG, N-Gas
Control Panel	AIC
Additional Operation Equipment	Optional
Insulation Board	25mm
Insulation Fire Brick	Grade E23
Fire Brick (Alumina)	42.5%

*We reserve the right to change the specification, dimensions and quality of materials from time to time, so long as the alteration is minor or an improvement to the said product.

**Actual not maximum. Please consult Addfield directly for gas set-up requirement.

Primary Chamber

- Pre-cast block impact zone protecting refractory lining during loading.
- Heavily insulated internal brick refractory, constructed along an interlocking systems to ensure maximum strength and resilience.
- Premium grade high alumina content refractory brick work delivering optimal thermal retention.
- Top loading counter balanced insulated access lid.
- Temperature controlled waste ignition burner automatic on-off, complete with internal air fans.

Secondary Chamber

- Fully insulated internal refractory lining. Constructed from high grade low thermal mass insulation.
- Temperature controlled Secondary chamber burnout burner with automatic on-off control, complete with internal air fans.
- Integrated combustion burner air fans automatically controlling distribution to designated areas.
- Temperature sensor mounting point at the top of the chamber, ensuring the chamber reaches the required 850°C minimum, with a 2 second retention time.

Recommended Waste Types



Fish Farms



Fish Wholesalers



General Fish Waste



THUNDER 1000



Waste Loading and De-Ashing

The aquacultural range of incinerators are designed for top loading directly into the primary chamber. Loading can be manual or mechanically through digger or hydraulic bin tipper. To be loaded no more than once per day prior to operation. The incineration process will reduce the waste to approximately 3% volume, ash. The ash should be removed before the following waste is loaded to ensure optimum burn rates. Optimised for high moisture waste Optional de-ashing doors are available.

The Addfield Difference

- Pre-Fabricated 8mm & 10mm robust mild steel casing, seam welded and suitably stiffened/ braced where necessary.
- Optimised loading chamber for maximum operational capacity.
- Lightweight resilient refractory fibre insulated lid, providing a tight seal, giving excellent thermal efficiency.
- Counterweighted loading chamber lid for ease of use.
- Primary chamber lining thickness 180mm rated up-to 1450 °C.
- Premium paint finish - Steel structures are painted using a two pack high grade paint system.
- Multi-layered refractory lining using fire bricks and insulation bricks, improving thermal efficiency.



Additional Operation Equipment



Bin Tipper

The Bin Tipper unit empties waste within the bin using a unique electro-hydraulic mechanism that can lift and tip more than 150kg. Hands free loading ensures operators safety, when dealing with hazardous waste.



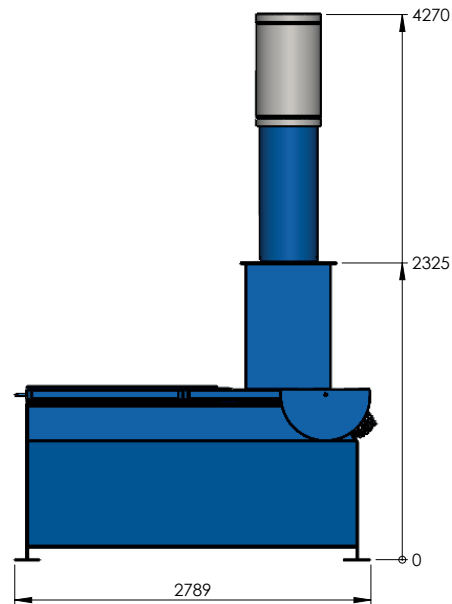
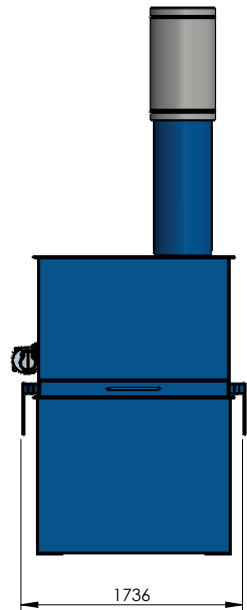
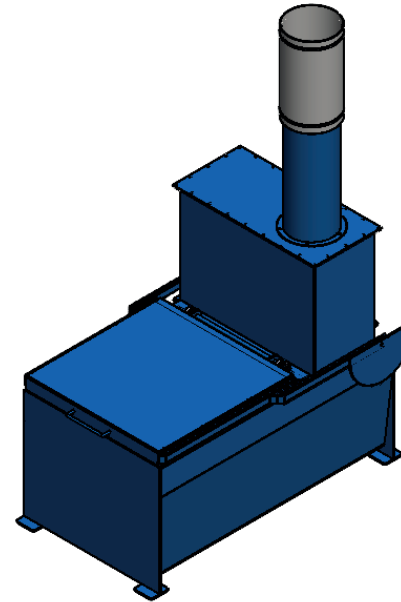
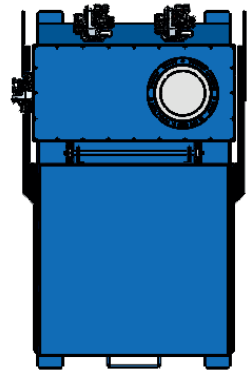
Fuel Tank

Allowing you to operate the incinerator in all locations as well as providing a backup to your traditional supply. Available in 1000 to 5000 litre capacity. Fuel can be safely stored and monitored in close proximity to your incinerator.



Control Panel

Specially designed control panels, to manage your incineration. Pre-programmed and able to be manually adjusted for optimal results. Push button and touch screen control with optional data logging system.



MATERIAL:
N/A

FINISH:
N/A

WEIGHT: 3679.15 Kg



THIRD ANGLE PROJECTION
(UNLESS STATED OTHERWISE)

TOLERANCES UNLESS OTHERWISE STATED

FABRICATION	MACHINING	ANGULAR
2 to 30 ± 1	0.5 up to 3 ± 0.05	up to 400 ± 45'
>30 up to 120 ± 2	>3 up to 6 ± 0.05	>400 up to 1000 ± 30'
>120 up to 400 ± 2	>6 up to 30 ± 0.1	>1000 ± 20'
>400 up to 1000 ± 3	>30 up to 120 ± 0.15	
>1000 up to 2000 ± 4	>120 up to 400 ± 0.2	
>2000 up to 4000 ± 6	>400 up to 1000 ± 0.3	
>4000 up to 8000 ± 8	>1000 up to 2000 ± 0.5	
>8000 up to 120000 ± 10	>2000 up to 4000 ± 0.5	
>12000 up to 16000 ± 12		
>16000 up to 20000 ± 14		
>20000 ± 16		



T: +44 (0) 1543 571 280
E: sales@addfield.com
www.addfield.com

Addfield Environmental Systems LTD
Unit 9, Zone 4
Burntwood Business Park
Staffordshire
WS7 3XD

PROJECT:

THUNDER 1000

TITLE:

Sale GA

DRAWING No.

Thunder1000 Sale GA

REV

-

SHEET 1 OF 1

SCALE: 1:40

A3

DATE	DRAWN	CHECKED	APPROVED	DATE	DRAWN	CHECKED	APPROVED	DATE	DRAWN	CHECKED	APPROVED	DATE	DRAWN	CHECKED	APPROVED	DATE	DRAWN	CHECKED	APPROVED	
COMMENTS				COMMENTS				COMMENTS				COMMENTS				ISSUE FOR MANUFACTURE				
ZONES: xx				ZONES: xx				ZONES: xx				ZONES: xx				ZONES: xx				

Addfield Environmental Systems LTD
This drawing and any information or
descriptive material set out on it are the confidential and copyright
property of Addfield Environmental Systems, and
MUST NOT BE DISCLOSED, COPIED, LOANED in whole or part or used for any
purpose without the written permission of Addfield Environmental Systems.