



TB-AB EQUINE Extra Large equine cremation machine.

Top loading twin horse cremation machine. Reinforced construction to safely manage all size horse cremations.



Extra large double equine cremator suitable for twin and large horse cremation. Designed and built along the latest advances in safe cremation.

Having a multi layered brick based refractory achieving a 40% reduction in fuel consumption compared to alternative solutions.

Easy loading with reinforced concrete for hard wearing easy operation.

DEFRA approved and compliant with EU Animal By Products Regulations. 2000kg loading capacity. Range of adaptations available to suit your pet crematorium.

Machine Specification

External L x W x H (mm)	4245 x 3530 x 2145/4030
Internal L x W x H (mm)	2445 x 1600 x 920
Chamber Volume (m ³)	4.18
Weight (approx tonnes)	6.5
Max Load Capacity (kg)	2000
Nominal Burn Rate UK* (kg/hr)	<45
Burn Rate [Export Only]* (kg/hr)	50 - 75
Thermal Capacity (kW)	288
Power Supply 50/60 hz (three phase)	220 - 250v <small>(single phase 110-120v on request)</small>
Door Aperture	2385 x 1570
Control Panel	AI or PLC
Fuel Types	Diesel, LPG, N-Gas
Insulation Board	25mm Super-wool
Insulation Fire Brick	Grade E23
Fire Brick (Alumina)	42.5%

*We reserve the right to change the specification, dimensions and quality of materials from time to time, so long as the alteration is minor or an improvement to the said product.

Primary Chamber

- Pre-cast block impact zone protecting refractory lining during loading.
- Heavily insulated internal brick refractory, constructed along an interlocking systems to ensure maximum strength and resilience.
- Premium grade high alumina content refractory brickwork delivering optimal thermal retention.
- Top loading counter balanced insulated access lid.
- Temperature controlled waste ignition burner automatic on-off, complete with internal air fans.

Secondary Chamber

- Fully insulated internal refractory lining. Constructed from high grade low thermal mass insulation.
- Temperature controlled Secondary chamber burnout burner with automatic on-off control, complete with internal air fans.
- Integrated combustion burner air fans automatically controlling distribution to designated areas.
- Temperature sensor mounting point at the top of the chamber, ensuring the chamber reaches the required 850°C minimum, with a 2 second retention time.

Optional Extras

	De-ashing Tool	✓
	Pet & Horse Cremulator	✓
	Lift Table	✓
	Fuel Tank	✓
	Spares Kit & Servicing	✓

TB-AB EQUINE Extra Large equine cremation machine.

Waste Loading and De-Ashing

Designed for top loading directly into the primary chamber. Loading can be manual or mechanically through winch or hydraulic bin tippler. To be loaded no more than once per day prior to operation. The incineration process will reduce the waste to approximately 3% volume ash. The ash should be removed before the following waste is loaded to ensure optimum burn rates. Optional de-ashing doors are available.

The Addfield Difference

- Pre-Fabricated 8mm & 10mm robust mild steel casing, seam welded and suitably stiffened/ braced where necessary.
- Optimised loading chamber for maximum operational capacity.
- Lightweight resilient refractory fibre insulated lid, providing a tight seal, giving excellent thermal efficiency.
- Counterweighted loading chamber lid for ease of use.
- Primary chamber lining thickness 180mm rated at 1450°C.
- Premium paint finish - Steel structures are painted using a two pack high grade paint system.
- Multi-layered refractory lining using fire bricks and insulation bricks, improving thermal efficiency.



Additional Operation Equipment



Fuel Tank

Allowing you to operate the incinerator in all locations as well as providing a backup to your traditional supply. Available in 1000 to 5000 litre capacity. Fuel can be safely stored and monitored in close proximity to your incinerator.



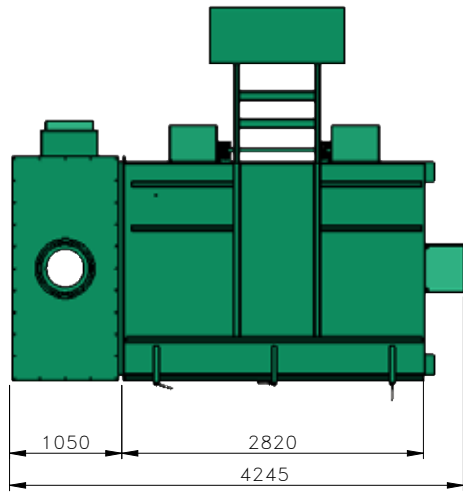
De-ashing Tools

De-ashing tools increase the comfort of de-ashing the cremator. Associated with removing hot ash from the chamber of the cremator straight into the ash box, ready to be processed in the cremulator unit.

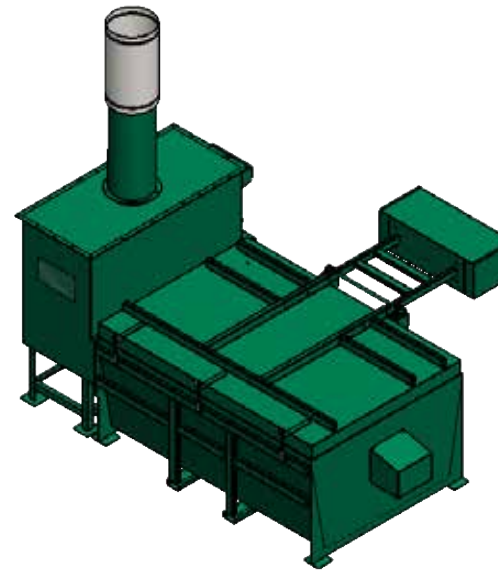


Equine Cremulator

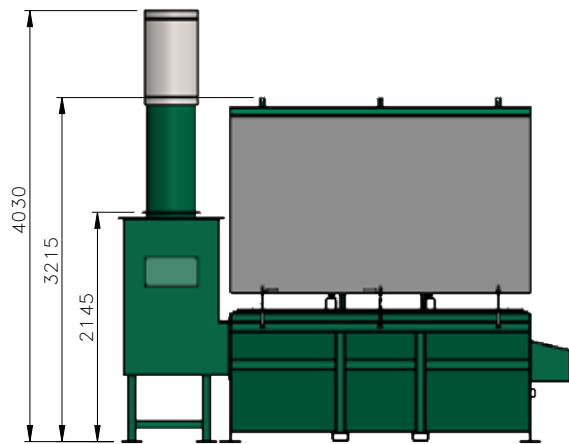
The equine cremulator has been specially designed and optimised to securely reduce large fragments of bone left in the chamber, into a fine ash in only 180 seconds. The remaining ash can then be easily decanted.



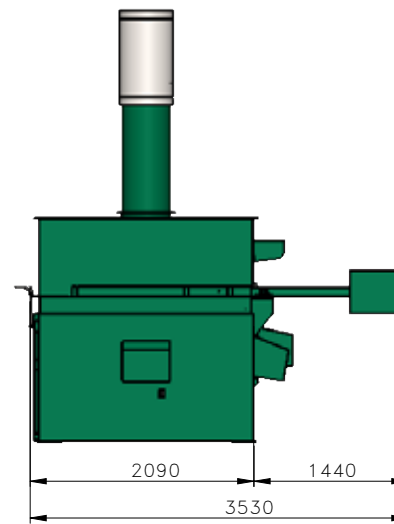
PLAN VIEW



ISOMETRIC VIEW



FRONT VIEW
OPEN LID



SIDE VIEW



THIRD ANGLE PROJECTION
(UNLESS STATED OTHERWISE)

MATERIAL:
N/A
FINISH:
N/A

TOLERANCES
(UNLESS STATED OTHERWISE)
WHOLE NUMBERS ±1.00
1 DECIMAL PLACE ±0.10
2 DECIMAL PLACE ±0.05
ANGLES ±0.50°

WEIGHT: 6500 KG

addfield
Incinerate • Cremate

T: +44 (0)1543 571 280
F: +44 (0)1543 571 173
E: sales@addfield.com
www.addfield.com

Addfield Environmental Systems LTD
Unit 9, Zone 4
Burntwood Business Park
Staffordshire
WS7 3XD

DRAWN BY: KJ

DATE CREATED: 29/03/2019

PROJECT:

STANDARD – TBAB PET

TITLE:

TBAB PET-GA

DATE	DRAWN	CHECKED	APPROVED	DATE	DRAWN	CHECKED	APPROVED	DATE	DRAWN	CHECKED	APPROVED	DATE	DRAWN	CHECKED	APPROVED	DATE	DRAWN	CHECKED	APPROVED
																29/03/2019	KJ	HB	HB
COMMENTS				COMMENTS				COMMENTS				COMMENTS				COMMENTS			
																FIRST ISSUE			

Addfield Environmental Systems LTD (2018)
This drawing and any information or
descriptive material set out on it are the confidential and
copyright property of Addfield Environmental Systems, and
MUST NOT BE DISCLOSED, COPIED, LOANED in whole or part
or used for any purpose without the written permission of
Addfield Environmental Systems.

DRAWING No.
6-001-2-PET

REV
—

SHEET No. 1 OF 1

SCALE: 1:50

A3