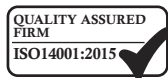



Medical



**MP-400** Designed to incinerate all medical and pathological (MP) waste.  
 The MP range is specially designed for safely incinerating hazardous high moisture biological red bag waste



The MP-400 is a large medical waste incinerator. Securely destroying a complete range of Medical, Pathological and Clinical waste. Designed and built along the latest advances in medical incineration.

Benefiting from Hot Hearth technology, efficiently recycling heat throughout and below the primary chamber, delivering complete 360° heating.

Unrivalled in it's field boasting a 40% reduction in fuel consumption compared to alternative solutions. The MP-400 is ideally suited for facilities of between 500-800 beds and equivalent.

Machine Specification	
External L x W x H (mm)	3635 x 1150 x 1950/3625
Internal L x W x H (mm)	2000 x 675 x 700
Chamber Volume (m³)	0.95
Weight (approx tonnes)	4
Max Load Capacity (kg)	400
Nominal Burn Rate (kg/hr)	<50
Power Supply 50/60 hz (single phase)	220 - 240v <small>(single phase 110-120v on request)</small>
Thermal Capacity** (kW)	390
Door Aperture	675 x 550
Hot Hearth Principle	Double Pass
Fuel Types	Diesel, LPG, N-Gas
Control Panel	AIC
Insulation Board	25mm
Insulation Fire Brick	Grade E23
Fire Brick (Alumina)	42.5%

\*We reserve the right to change the specification, dimensions and quality of materials from time to time, so long as the alteration is minor or an improvement to the said product.

\*\*Actual not maximum. Please consult Addfield directly for gas set-up requirement.

### Primary Chamber

- Heavily insulated internal refractory lining. Constructed from high grade refractory brick ensuring a secure self supporting, interlocking arrangement.
- Manually opening, securely locking, access door with viewing port.
- Automatic temperature controlled on-off waste ignition burner complete with internal air fans.
- Hot Hearth Combustion Burner, temperature controlled on-off, complete with internal air fans.
- Secondary combustion burner air fans, automatically controlled distribution to their designated area.
- Two temperature sensor mounting points.

### Secondary Chamber

- Fully insulated internal refractory lining. Constructed from high grade refractory brick and low thermal mass insulation.
- Secondary chamber burnout burner, temperature controlled on-off complete with internal air fans
- Automatically controlled integrated combustion burner air fans.
- Temperature sensor mounting point at the base of the exit flue ensuring the chamber reaches the necessary 1100°C minimum, with a 2 second retention time.

Waste Type		
	Clinical Waste	✓
	Treated Waste	✓
	Anatomical Waste	✓
	Cytotoxic & Cytostatic Waste	✓
	Offensive/Hygiene Waste	✓
	Medicinal Waste	✓
	Domestic (municipal) Waste	✓

## Medical



# MP-400

Designed to incinerate all medical and pathological (MP) waste.

## Waste Loading and De-Ashing

The MP series of incinerators are ergonomically designed for easy and safe loading of all medical waste streams. Loading through the front facing door can be completed manually or with the aid of a hydraulic lifting table. The MP machines can be loaded multiple times throughout a cycle. At the end of every incineration process, ash should be discharged through the loading door onto the supplied catcher tray prior to being loaded for the next burn.

## The Addfield Difference

- Pre-Fabricated 8mm & 10mm robust mild steel casing, seam welded and suitably stiffened/ braced where necessary.
- Lightweight resilient refractory fibre insulation door, providing a tight seal, giving excellent thermal efficiency.
- Primary and secondary chamber lining thickness 180mm rated up-to 1650°C.
- Premium paint finish - Steel structures are painted using a two-pack high grade paint system.
- Unique Hot Hearth technology enabling increased efficiency of incineration by providing additional heating below the chamber encouraging 360° heat distribution.
- Multi-layered refractory lining using fire bricks and insulation bricks, improving thermal efficiency.



## Additional Operation Equipment



### Bin Tipper

The safest way to load hazardous waste directly into top loading ram loaders. Hands free operation for up to 150kg, compatible with the majority of waste bins. Reliable hydraulically operated mechanism.



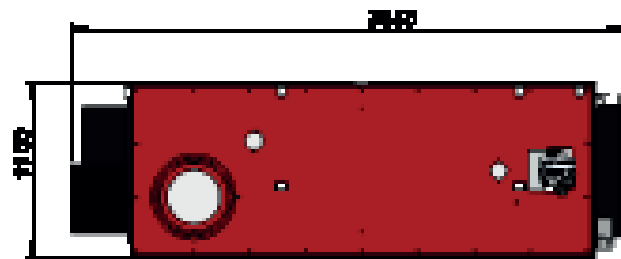
### Ram Loader

Built to enable the option of continuous loading throughout operation. Securely positioning waste into the primary chamber whilst maintaining temperature and preventing radiant heat and thermal shock.

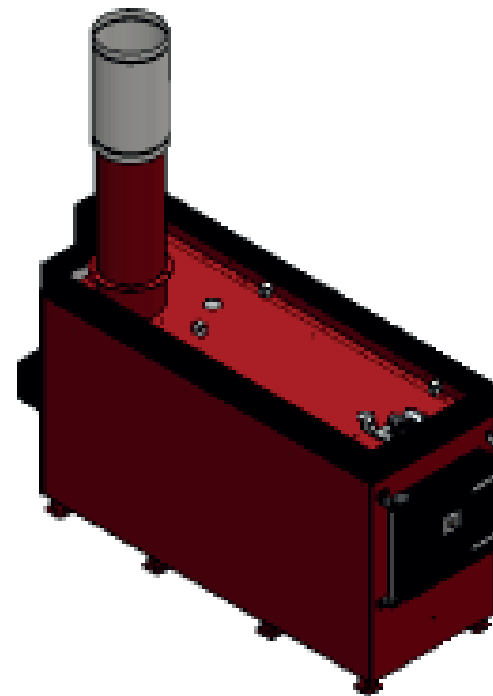


### Venturi System

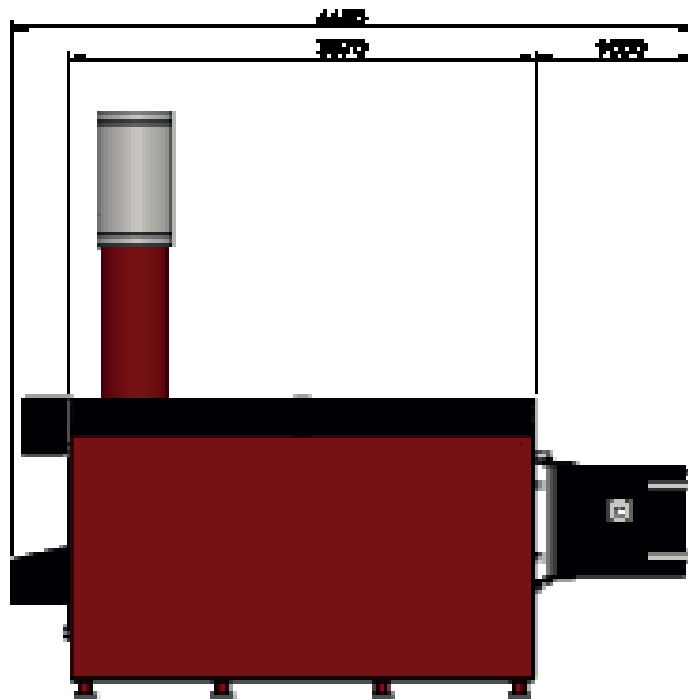
An advanced flue gas treatment system designed to further reduce dust, acid gasses, dioxins and furans. Highly effective the venturi is widely regarded as the leading treatment system in its field.




PLAN VIEW



ISOMETRIC VIEW



REAR VIEW  
DOOR OPEN



FRONT VIEW



READ THE MANUAL

INSTALL  
F/A  
OPER  
F/A

1. READ THE MANUAL  
2. CHECK THE CONNECTIONS  
3. CHECK THE FUEL SUPPLY

MODEL MP400

**addfield**  
Incinerate • Cremate

ADD FIELD INC.  
1000 W. 100th St.  
Addicks, TX 75001

1000 W. 100th St.  
Addicks, TX 75001  
714-261-1111

MODEL MP400

MODEL MP400

STANDARD-MP400

MODEL

MP400 GA

D	REV	DATE	DESCRIPTION	C	REV	DATE	DESCRIPTION	B	REV	DATE	DESCRIPTION	A	REV	DATE	DESCRIPTION

REV	NO	DATE
01	1	10-01-03
02	1	10-01-03