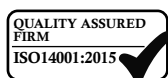



Medical



GM1300 The GM Range is purpose built for clean efficient waste destruction. Large top loading incinerator for secure disposal of sharps, general medical, clinical, and pathological waste.



The GM1300 is a large top loading incinerator. Designed for complete destruction of general medical waste. Manufactured to deliver optimum results through retaining maximum heat within the main chamber. Constructed with a multi layered 180mm brick refractory placing our machines at the forefront of quality.

The GM1300 has a 2.3m³ chamber volume, making it ideal for smaller hospitals and clinical practices. Utilising pulse firing burners, our GM range of incinerators are up to 40% more efficient than other machines, saving fuel and money. This machine is perfect for hospitals and clinical centres.

Machine Specification

External L x W x H (mm)	4365 x 2886 x 2095/3980
Internal L x W x H (mm)	2445 x 1100 x 920
Chamber Volume (m ³)	2.3
Weight (approx tonnes)	5.3
Max Load Capacity (kg)	1300
Nominal Burn Rate UK* (kg/hr)	<50
Burn Rate [Export Only]* (kg/hr)	50 - 75
Thermal Capacity (kW)	520
Power Supply 50/60 hz (three phase)	220 - 250v <small>(single phase 110-120v on request)</small>
Door Aperture (mm)	2385 x 1055
Control Panel	AI or PLC
Fuel Types	Diesel, LPG, N-Gas
Insulation Board	25mm Superwool
Insulation Fire Brick	Grade E23
Fire Brick (Alumina)	42.5%

*We reserve the right to change the specification, dimensions and quality of materials from time to time, so long as the alteration is minor or an improvement to the said product.

Primary Chamber

- Pre-cast block impact zone protecting refractory lining during loading.
- Heavily insulated internal brick refractory, constructed along an interlocking systems to ensure maximum strength and resilience.
- Premium grade high alumina content refractory brick work delivering optimal thermal retention.
- Top loading counter balanced insulated access lid.
- Temperature controlled waste ignition burner automatic on-off, complete with internal air fans.

Secondary Chamber

- Fully insulated internal refractory lining. Constructed from high grade low thermal mass insulation.
- Temperature controlled Secondary chamber burnout burner with automatic on-off control, complete with internal air fans.
- Integrated combustion burner air fans automatically controlling distribution to designated areas.
- Temperature sensor mounting point at the top of the chamber, ensuring the chamber reaches the required 1100°C minimum, with a 2 second retention time.

Waste Type

	Clinical Waste	✓
	Treated Waste	✓
	Anatomical Waste	✓
	Cytotoxic & Cytostatic Waste	✓
	Offensive/Hygiene Waste	✓
	Medicinal Waste	✓
	Domestic (municipal) Waste	✓

Medical

GM1300

The GM Range is purpose built for clean efficient waste destruction.

Waste Loading and De-Ashing

The GM range of incinerators are designed for top loading directly into the primary chamber. Loading can be manual or mechanically through digger or hydraulic bin tippler. To be loaded no more than once per day prior to operation. The incineration process will reduce the waste to approximately 3% volume, ash. The ash should be removed before the following waste is loaded to ensure optimum burn rates. Optional de-ashing doors are available.

The Addfield Difference

- Pre-Fabricated 8mm & 10mm robust mild steel casing, seam welded and suitably stiffened/ braced where necessary.
- Optimised loading chamber for maximum operational capacity.
- Lightweight resilient refractory fibre insulated lid, providing a tight seal, giving excellent thermal efficiency.
- Counterweighted loading chamber lid for ease of use.
- Primary chamber lining thickness 180mm rated up-to 1650°C
- Premium paint finish - Steel structures are painted using a two pack high grade paint system.
- Multi-layered refractory lining using fire bricks and insulation bricks, improving thermal efficiency.



Additional Operation Equipment



Bin Tipper

The Bin Tipper unit empties waste within the bin using a unique electro-hydraulic mechanism that can lift and tip more than 150kg. Hands free loading ensures operators safety, when dealing with hazardous waste.



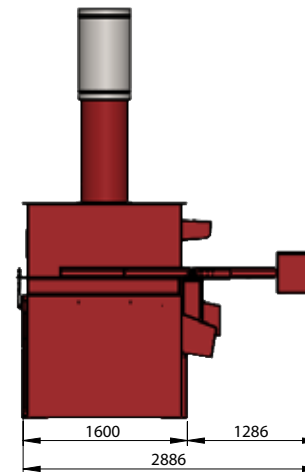
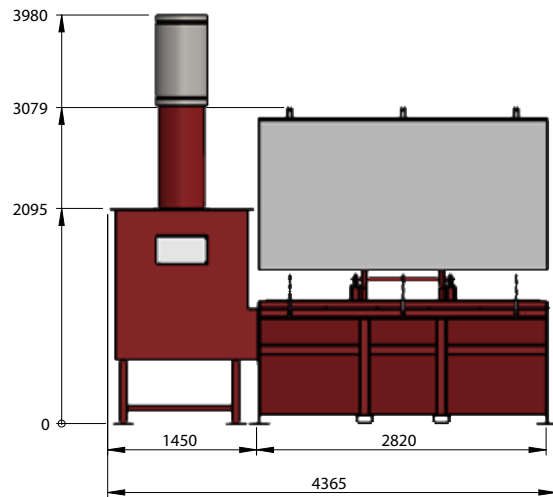
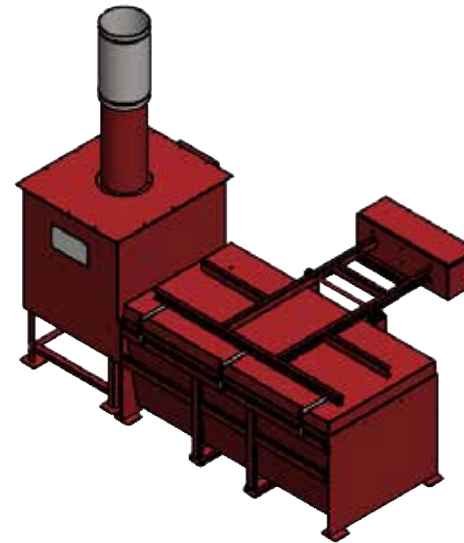
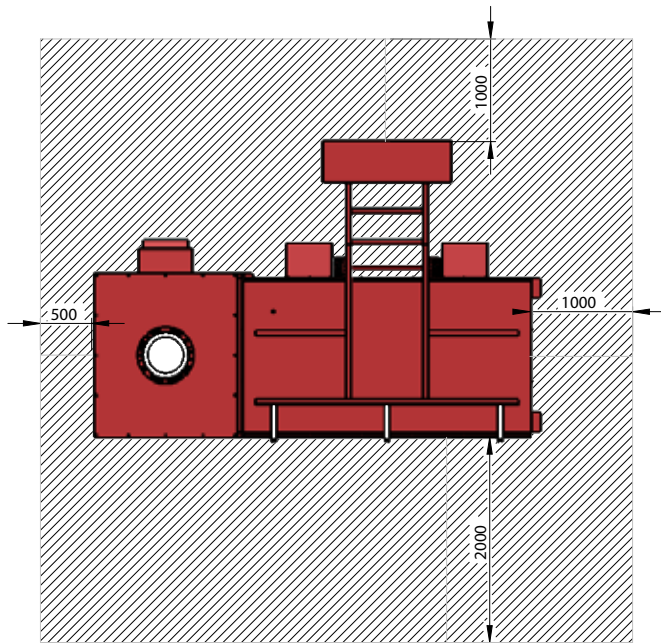
Fuel Tank

Allowing you to operate the incinerator in all locations as well as providing a backup to your traditional supply. Available in 1000 to 5000 litre capacity. Fuel can be safely stored and monitored in close proximity to your incinerator.



Venturi System

The Venturi is an advanced flue gas treatment system designed to further reduce dust, acid gasses, dioxins and furans. Highly effective, the venturi is widely regarded as the leading treatment system in its field.



MATERIAL:
N/A

FINISH:
N/A

WEIGHT: 4349.31 Kg



THIRD ANGLE PROJECTION
(UNLESS STATED OTHERWISE)

TOLERANCES UNLESS OTHERWISE STATED			
FABRICATION	MACHINING	ANGULAR	
2 to 30 ± 1	0.5 up to 3 ± 0.05	up to 40° ± 45'	
>30 up to 120 ± 2	>3 up to 6 ± 0.05	>40 up to 100° ± 30'	
>120 up to 400 ± 2	>6 up to 30 ± 0.1	>100° ± 20'	
>400 up to 1000 ± 3	>30 up to 120 ± 0.15		
>1000 up to 2000 ± 4	>120 up to 400 ± 0.2		
>2000 up to 4000 ± 6	>400 up to 1000 ± 0.3		
>4000 up to 8000 ± 8	>1000 up to 2000 ± 0.5		
>8000 up to 120000 ± 10	>2000 up to 4000 ± 0.5		
>12000 up to 16000 ± 12			
>16000 up to 20000 ± 14			
>20000 ± 16			



T: +44 (0)1543 571 280
E: sales@addfield.com
www.addfield.com

Addfield Environmental Systems LTD
Unit 9, Zone 4
Burntwood Business Park
Staffordshire
WS7 3XD

PROJECT:
GM1300

TITLE:
Sale GA

DRAWING No. **GM1300 Sale GA** REV -
SHEET 1 OF 1 SCALE: 1:50 A3

D	DATE	DRAWN	CHECKED	APPROVED	C	DATE	DRAWN	CHECKED	APPROVED	B	DATE	DRAWN	CHECKED	APPROVED	A	DATE	DRAWN	CHECKED	APPROVED	
ZONES: xx					ZONES: xx					ZONES: xx					ZONES: xx	17/11/2022	A.SKIDMORE			
COMMENTS					COMMENTS					COMMENTS					COMMENTS					
ISSUE FOR MANUFACTURE																				

Addfield Environmental Systems LTD
This drawing and any information or descriptive material set out on it are the confidential and copyright property of Addfield Environmental Systems, and MUST NOT BE DISCLOSED, COPIED, LOANED in whole or part or used for any purpose without the written permission of Addfield Environmental Systems.