

Pet Cremation



A50-IC (1) Multi chambered pet cremation machine for small to large pets.

Upper and lower cremation chambers increase throughout with easy operation. Cremate up to 15 pets a day.



The A50-IC(1) is designed for managing up to 15 individual pet cremations in a day. Working on a rotating system of cremation. The upper chamber is loaded with the pet for cremation before being transferred into the lower chamber. Constructed with an advanced three-layered refractory. Keeping heat inside the incinerator allowing a more comfortable operation while drastically reducing your operating costs by up to 40%.

Having a simple to use control panel delivering quick access to key functions, electronic fan assisted heat management and Smart technology enables automatic recognition and optimisation between fresh or frozen carcasses ensuring the most efficient operation available.

Machine Specification

Upper Chamber L x W x H (mm)	1545 x 728 x 705
Lower Chamber L x W x H (mm)	1545 x 710 x 595
Upper Door Aperture	660 x 620
Lower Door Aperture	400 x 400
Nominal Burn Rate UK* (kg/hr)	<45
Thermal Capacity** (kW)	294
Power Supply 50/60 hz (single phase)	220 - 240v <small>(single phase 110-120v on request)</small>
Hot Hearth Principle	Yes
Weight (Approx tonnes)	8
Control Panel	PLC
Fuel Types	Diesel, LPG, N-Gas
Insulation Board	25mm
Insulation Fire Brick	Grade E23
Fire Brick (Alumina)	42.5%

*We reserve the right to change the specification, dimensions and quality of materials from time to time, so long as the alteration is minor or an improvement to the said product.

**Actual not maximum. Please consult Addfield directly for gas set-up requirement.

Primary Chamber

- Heavily insulated internal refractory lining. Constructed from high grade refractory brick ensuring a secure self supporting, interlocking arrangement.
- Manually opening, securely locking, access door with viewing port.
- Automatic temperature controlled on-off waste ignition burner complete with internal air fans.
- Hot Hearth Combustion Burner, temperature controlled on-off, complete with internal air fans.
- Secondary combustion burner air fans, automatically controlled distribution to their designated area.
- Two temperature sensor mounting points.

Secondary Chamber

- Fully insulated internal refractory lining. Constructed from high grade refractory brick and low thermal mass insulation.
- Secondary chamber burnout burner, temperature controlled on-off complete with internal air fans
- Automatically controlled integrated combustion burner air fans.
- Temperature sensor mounting point at the base of the exit flue ensuring the chamber reaches the necessary 850°C minimum

Optional Extras

	De-ashing Tool	✓
	Pet & Horse Cremulator	✓
	Lift Table	✓
	Fuel Tank	✓
	Spares Kit & Servicing	✓

Pet Cremation




A50-IC (1) Multi chambered pet cremation machine for small to large pets.

Pet Loading and De-Ashing

The A50 series of cremators are ergonomically designed for easy and safe loading of household pets. Loading through the front facing door can be completed manually or with the aid of a hydraulic lifting table. Working on a rotating system of cremation. The upper chamber is loaded with the pet for cremation. Once nearing completion the ash and remnants are pulled into the lower finishing chamber. Enabling the upper chamber to be cleaned prior to the next animal being loaded. The ashes from the first animal are individually removed from the finishing chamber. This allows for a higher process rate than a traditional single chamber machine.

The Addfield Difference

- Pre-Fabricated 8mm & 10mm robust mild steel casing, seam welded and suitably stiffened/braced where necessary.
- Hardwearing and resilient concrete insulation door, providing a tight seal, giving excellent thermal efficiency.
- Primary and secondary chamber lining thickness 180mm rated at 1650°C.
- Premium paint finish - Steel structures are painted using a two-pack high grade paint system.
- Unique Hot Hearth technology enabling increased efficiency of cremation by providing additional heating within the chamber encouraging 360° heat distribution.
- Multi-layered refractory lining using fire bricks, insulation board and insulation bricks, improving thermal efficiency.



Additional Operation Equipment



Hydraulic Lift Table

Providing an easier way of lifting weights up to 150kg. Having an extended bed for safer loading. Height adjustable up to 1.3m, and a pull lever to smoothly lower the table.



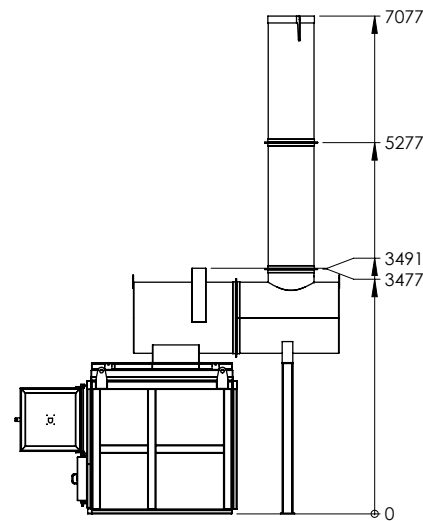
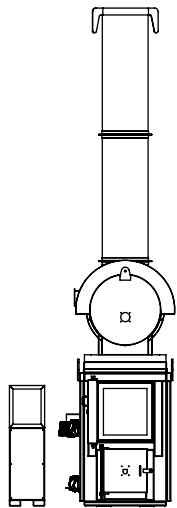
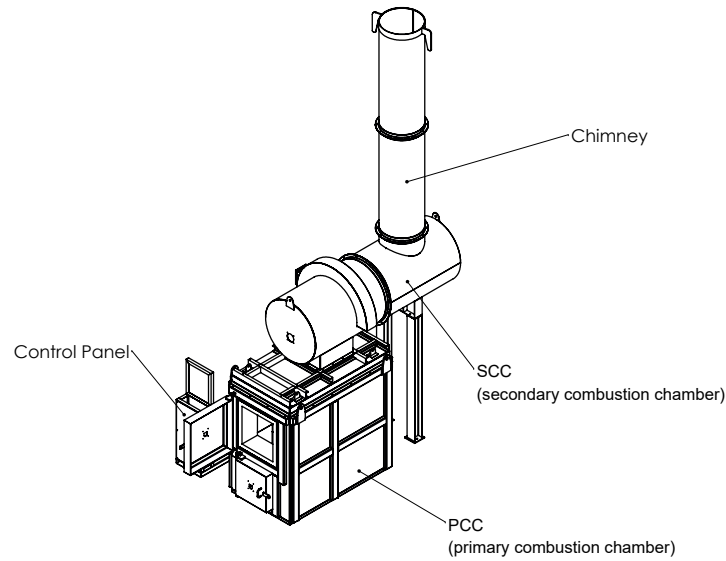
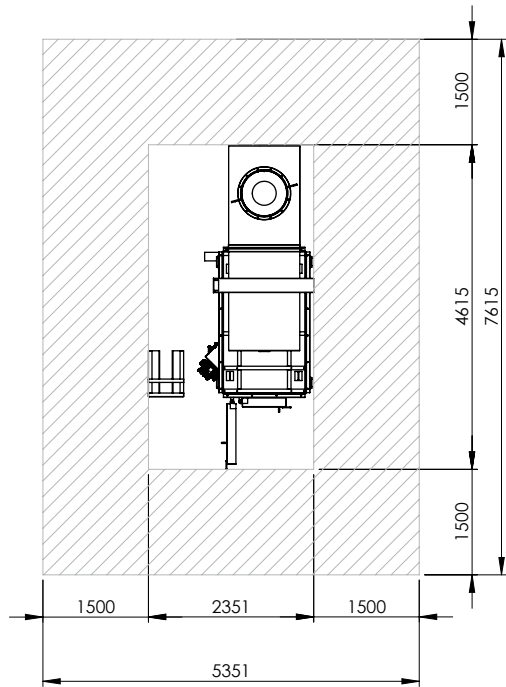
Pneumatic Doors

Pneumatically powered vertical opening primary chamber doors are available for this cremator. This supports an ergonomic hands free operation and improved operational thermo dynamics.



Pet Cremulator

The cremulator rapidly reduces all fragments after the cremation process. Grinding them into a fine, presentable ash. For a more visually appealing remains to return to the pet owners.



MATERIAL: N/A	FINISH: N/A
------------------	----------------

WEIGHT: N/A



THIRD ANGLE PROJECTION
(UNLESS STATED OTHERWISE)

TOLERANCES UNLESS OTHERWISE STATED

FABRICATION	MACHINING	ANGULAR
2 to 30 ± 1	0.5 up to 3 ± 0.05	up to 45° ± 45'
>30 up to 120 ± 2	>3 up to 6 ± 0.05	>45 up to 100° ± 30'
>120 up to 400 ± 2	>6 up to 30 ± 0.1	>100° ± 20'
>400 up to 1000 ± 3	>30 up to 120 ± 0.15	
>1000 up to 2000 ± 4	>120 up to 400 ± 0.2	
>2000 up to 4000 ± 6	>400 up to 1000 ± 0.3	
>4000 up to 8000 ± 8	>1000 up to 2000 ± 0.5	
>8000 up to 120000 ± 10	>2000 up to 4000 ± 0.5	
>12000 up to 160000 ± 12		
>16000 up to 200000 ± 14		
>20000 ± 16		



T: +44 (0)1543 571 280
E: sales@addfield.com
www.addfield.com

Addfield Environmental Systems LTD
Unit 9, Zone 4
Burntwood Business Park
Staffordshire
WS7 3XD

PROJECT: **A50-IC(1)**

TITLE: **GA**

DRAWING No.	45-001-5	REV	-
SHEET 1 OF 1	SCALE: 1:75		A3

DATE	DRAWN	CHECKED	APPROVED	DATE	DRAWN	CHECKED	APPROVED	DATE	DRAWN	CHECKED	APPROVED	DATE	DRAWN	CHECKED	APPROVED	DATE	DRAWN	CHECKED	APPROVED	DATE	DRAWN	CHECKED	APPROVED	
																20/04/2022	A.SKIDMORE							
COMMENTS																								
ISSUE FOR MANUFACTURE																								

Addfield Environmental Systems LTD
This drawing and any information or
descriptive material set out on it are the confidential and copyright
property of Addfield Environmental Systems, and
MUST NOT BE DISCLOSED, COPIED, LOANED in whole or part or used for any
purpose without the written permission of Addfield Environmental Systems.