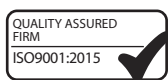


Medical



MP-200

For complete destruction of Medical Pathological (MP) waste.
The MP range is specially designed for safely incinerating hazardous high moisture biological red bag waste.



The MP-200 is a small to medium medical waste incinerator. Securely destroying a complete range of Medical, Pathological and Clinical waste. Designed and built along the latest advances in medical incineration.

Benefiting from Hot Hearth technology, efficiently recycling heat throughout and below the primary chamber, delivering complete 360° heating.

Unrivalled in it's field boasting a 40% reduction in fuel consumption compared to alternative solutions. The MP-200 is ideally suited for facilities of between 200-400 beds and equivalent.

Machine Specification

External L x W x H (mm)	2835 x 1150 x 1950/3625
Internal L x W x H (mm)	1200 x 675 x 700
Chamber Volume (m ³)	0.57
Weight (approx tonnes)	3.7
Max Load Capacity (kg)	200
Nominal Burn Rate (kg/hr)	<50
Power Supply 50/60 hz	220 - 250v
Thermal Capacity (kW)	390
Door Aperture	675 x 550
Hot Hearth Principle	Double Pass
Fuel Types	Diesel, LPG, N-Gas
Control Panel	AIC or PLC
Insulation Board	25mm Superwool
Insulation Fire Brick	Grade E23
Fire Brick (Alumina)	42.5%

*We reserve the right to change the specification, dimensions and quality of materials from time to time, so long as the alteration is minor or an improvement to the said product.








Primary Chamber

- Heavily insulated internal refractory lining. Constructed from high grade refractory brick ensuring a secure self supporting, interlocking arrangement.
- Manually opening, securely locking, access door with viewing port.
- Automatic temperature controlled on-off waste ignition burner complete with internal air fans.
- Hot Hearth Combustion Burner, temperature controlled on-off, complete with internal air fans.
- Secondary combustion burner air fans, automatically controlled distribution to their designated area.
- Two temperature sensor mounting points.

Secondary Chamber

- Fully insulated internal refractory lining. Constructed from high grade refractory brick and low thermal mass insulation.
- Secondary chamber burnout burner, temperature controlled on-off complete with internal air fans
- Automatically controlled integrated combustion burner air fans.
- Temperature sensor mounting point at the base of the exit flue ensuring the chamber reaches the necessary 1100°C minimum, with a 2 second retention time.

Waste Type

	Clinical Waste	✓
	Treated Waste	✓
	Anatomical Waste	✓
	Cytotoxic & Cytostatic Waste	✓
	Offensive/Hygiene Waste	✓
	Medicinal Waste	✓
	Domestic (municipal) Waste	✓

Medical

MP-200

For complete destruction of Medical Pathological (MP) waste.



Waste Loading and De-Ashing

The MP series of incinerators are ergonomically designed for easy and safe loading of all medical waste streams. Loading through the front facing door can be completed manually or with the aid of a hydraulic lifting table. The MP machines can be loaded multiple times throughout a cycle. At the end of every incineration process, ash should be discharged through the loading door onto the supplied catcher tray prior to being loaded for the next burn.

The Addfield Difference

- Pre-Fabricated 8mm & 10mm robust mild steel casing, seam welded and suitably stiffened/ braced where necessary.
- Lightweight resilient refractory fibre insulation door, providing a tight seal, giving excellent thermal efficiency.
- Primary and secondary chamber lining thickness 180mm rated up-to 1650°C.
- Premium paint finish - Steel structures are painted using a two-pack high grade paint system.
- Unique Hot Hearth technology enabling increased efficiency of incineration by providing additional heating below the chamber encouraging 360° heat distribution.
- Multi-layered refractory lining using fire bricks and insulation bricks, improving thermal efficiency.



Additional Operation Equipment



Hydraulic Lift Table

Providing an easier way of lifting weights up to 150kg. Having an extendable bed for safer loading. Height adjustable up to 1.3m, and a pull lever to smoothly lower the table. Ball bearing assisted loading tray.



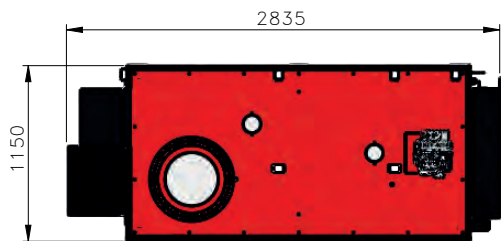
Fuel Tank

Allowing you to operate the incinerator in all locations as well as providing a backup to your traditional supply. Available in 1000 to 5000 litre capacity. Fuel can be safely stored and monitored in close proximity to your incinerator.

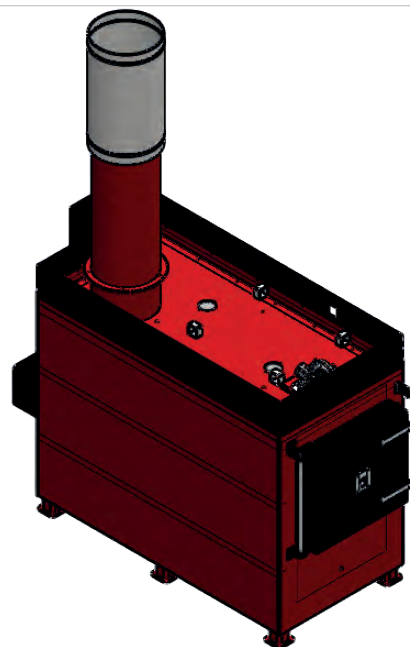


Venturi System

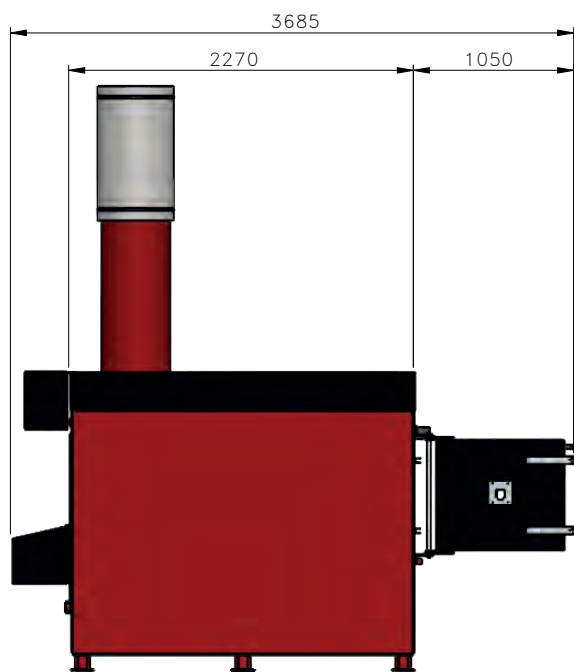
An advanced flue gas treatment system designed to further reduce dust, acid gasses, dioxins and furans. Highly effective the venturi is widely regarded as the leading treatment system in its field.



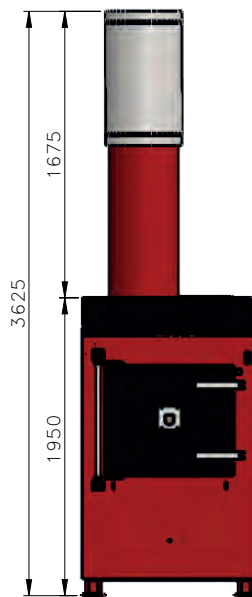
PLAN VIEW



ISOMETRIC VIEW



SIDE VIEW
DOOR OPEN



FRONT VIEW



THIRD ANGLE PROJECTION
(UNLESS STATED OTHERWISE)

MATERIAL:
N/A
FINISH:
N/A

TOLERANCES
(UNLESS STATED OTHERWISE)
WHOLE NUMBERS ±1.00
1 DECIMAL PLACE ±0.10
2 DECIMAL PLACE ±0.05
ANGLES ±0.50°

WEIGHT: 3200 KG



T: +44 (0)1543 571 280
F: +44 (0)1543 571 173
E: sales@addfield.com
www.addfield.com

Addfield Environmental Systems LTD
Unit 9, Zone 4
Burntwood Business Park
Staffordshire
WS7 3XD

DRAWN BY: KJ

DATE CREATED: 28/03/2019

PROJECT:

STANDARD—MP200

TITLE:

MP200 GA

DATE	DRAWN	CHECKED	APPROVED	DATE	DRAWN	CHECKED	APPROVED	DATE	DRAWN	CHECKED	APPROVED	DATE	DRAWN	CHECKED	APPROVED	DATE	DRAWN	CHECKED	APPROVED	
D				C				B				A				0	28/03/2019	KJ	HB	HB
COMMENTS				COMMENTS				COMMENTS				COMMENTS				COMMENTS				
																FIRST ISSUE				

Addfield Environmental Systems LTD (2018)
This drawing and any information or
descriptive material set out on it are the confidential and
copyright property of Addfield Environmental Systems, and
MUST NOT BE DISCLOSED, COPIED, LOANED in whole or part
or used for any purpose without the written permission of
Addfield Environmental Systems.

DRAWING No.
8-001-4

REV
-

SHEET No. 1 OF 1

SCALE: 1:35

A3