




TB-AB EQUINE Extra Large equine cremation machine.

Top loading twin horse cremation machine. Reinforced construction to safely manage all size horse cremations.



Maintain your biosecurity through securely destroying a complete range of Agricultural and Farm waste. Designed and built along the latest advances in animal incineration.

Achieving a 40% reduction in fuel consumption compared to alternative solutions, through having a multi layered brick based refractory.

Top loading with impact resistant reinforced concrete blocks for hard wearing easy operation.

DEFRA approved and compliant with EU Animal By Products Regulations. 4409lbs loading capacity.

Machine Specification

External L x W x H (in)	167" x 139" x 84.4"/159"
Internal L x W x H (in)	96.3" x 52.6" x 33.1"
Chamber Volume (ft ³)	96.8
Weight (approx tonnes)	6.5
Max Load Capacity (lbs)	4409
Nominal Burn Rate UK* (lbs/hr)	<99
Burn Rate [Export Only]* (lbs/hr)	110 - 165
Thermal Capacity (kW)	288
Power Supply 50/60 hz	220 - 250v
Door Aperture (in)	93.9" x 61.8"
Control Panel	AI or PLC
Fuel Types	Diesel, LPG, N-Gas
Insulation Board	1" Super-wool
Insulation Fire Brick	Grade E23
Fire Brick (Alumina)	42.5%

*We reserve the right to change the specification, dimensions and quality of materials from time to time, so long as the alteration is minor or an improvement to the said product.

Primary Chamber

- Pre-cast block impact zone protecting refractory lining during loading.
- Heavily insulated internal brick refractory, constructed along an interlocking systems to ensure maximum strength and resilience.
- Premium grade high alumina content refractory brickwork delivering optimal thermal retention.
- Top loading counter balanced insulated access lid.
- Temperature controlled waste ignition burner automatic on-off, complete with internal air fans.

Secondary Chamber

- Fully insulated internal refractory lining. Constructed from high grade low thermal mass insulation.
- Temperature controlled Secondary chamber burnout burner with automatic on-off control, complete with internal air fans.
- Integrated combustion burner air fans automatically controlling distribution to designated areas.
- Temperature sensor mounting point at the top of the chamber, ensuring the chamber reaches the required 1800°F minimum, with a 2 second retention time.

Recommended Waste Types

	Poultry & Chickens	✓
	Sheep & Lambs	✓
	Pigs & Sows	✓
	Goats	✓
	Cows & Cattle	✓

TB-AB EQUINE Extra Large equine cremation machine.

Waste Loading and De-Ashing

The agricultural range of incinerators are designed for top loading directly into the primary chamber. Loading can be manual or mechanically through digger or hydraulic bin tipper. To be loaded no more than once per day prior to operation. The incineration process will reduce the waste to approximately 3% volume, ash. The ash should be removed before the following waste is loaded to ensure optimum burn rates. Optional de-ashing doors are available.

The Addfield Difference

- Pre-Fabricated 0.32" & 0.4" robust mild steel casing, seam welded and suitably stiffened/ braced where necessary.
- Optimised loading chamber for maximum operational capacity.
- Lightweight resilient refractory fibre insulated lid, providing a tight seal, giving excellent thermal efficiency.
- Counterweighted loading chamber lid for ease of use.
- Primary chamber lining thickness 7" rated up-to 2642°F
- Premium paint finish - Steel structures are painted using a two pack high grade paint system.
- Multi-layered refractory lining using fire bricks and insulation bricks, improving thermal efficiency.



Additional Operation Equipment



Fuel Tank

Allowing you to operate the incinerator in all locations as well as providing a backup to your traditional supply. Available in 1000 to 5000 litre capacity. Fuel can be safely stored and monitored in close proximity to your incinerator.



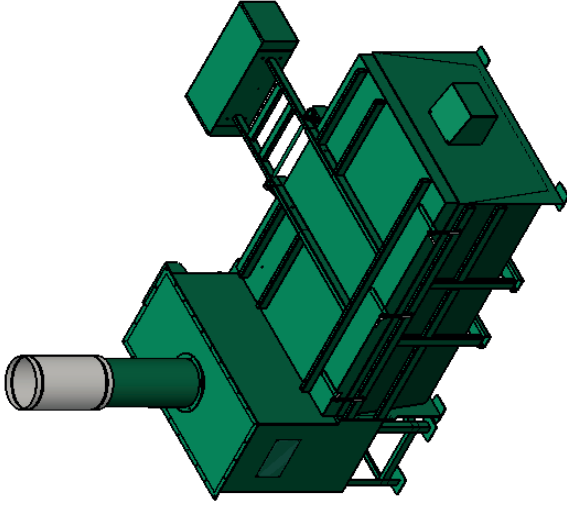
De-ashing Tools

De-ashing tools increase the comfort of de-ashing the cremator. Associated with removing hot ash from the chamber of the cremator straight into the ash box, ready to be processed in the cremulator unit.

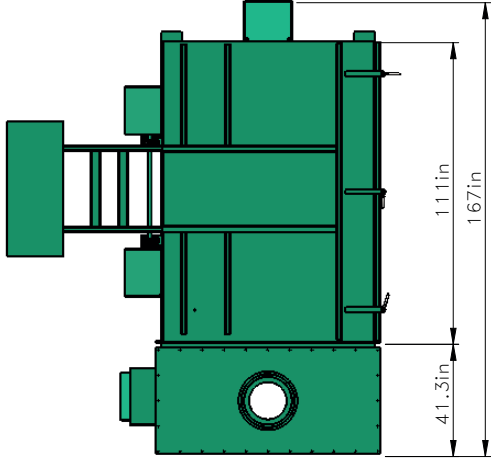


Equine Cremulator

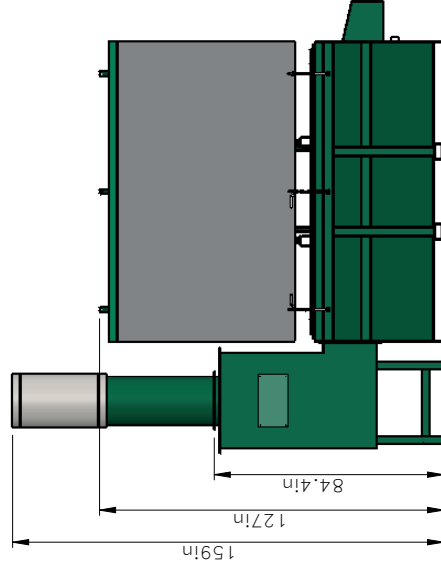
The equine cremulator has been specially designed and optimised to securely reduce large fragments of bone left in the chamber, into a fine ash in only 180 seconds. The remaining ash can then be easily decanted.



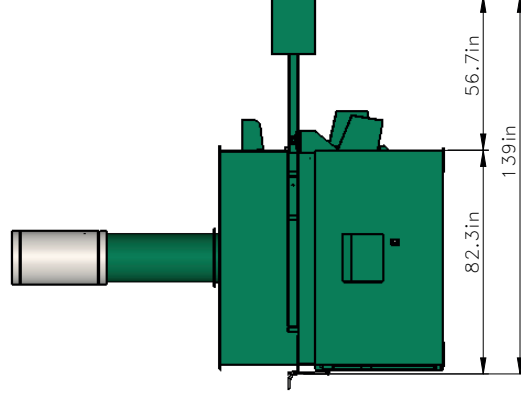
ISOMETRIC VIEW



PLAN VIEW



FRONT VIEW
OPEN LID



SIDE VIEW

DATE	DRAWN	CHECKED	APPROVED	DATE	DRAWN	CHECKED	APPROVED	DATE	DRAWN	CHECKED	APPROVED
D					A						
					B						
					C						
				29/03/2019	KJ	HB	HB				

COMMENTS

FIRST ISSUE

DRAWING No. 6-001-2		REV —
SHEET No. 1 OF 1	SCALE: 1:50	A3

Measurements in Inches (in)

THIRD ANGLE PROJECTION
(UNLESS STATED OTHERWISE)

MATERIAL: N/A

FINISH: N/A

WEIGHT: 14330 LBS



T: +44 (0)1545 571 280
 F: +44 (0)1545 571 173
 E: sales@addfield.com
 www.addfield.com

Address: Addfield Environmental Systems LTD
 Unit 9, Zone 4
 Burntwood Business Park
 Staffordshire
 WS7 3XD

DRAWN BY: KJ DATE CREATED: 29/03/2019

PROJECT:

STANDARD — TBAB

TITLE:
TBAB GA

This drawing and any information or descriptive material attached to it are the confidential and proprietary material of Addfield Environmental Systems LTD. IT IS NOT TO BE REPRODUCED, COPIED, LOANED in whole or part or used for any purpose without the written permission of Addfield Environmental Systems.