

# TB-AB EQUINE Extra Large equine cremation machine.

Top loading twin horse cremation machine. Reinforced construction to safely manage all size horse cremations.



Extra large double equine cremator suitable for twin and large horse cremation. Designed and built along the latest advances in safe cremation.

Having a multi layered brick based refractory achieving a 40% reduction in fuel consumption compared to alternative solutions.

Easy loading with reinforced concrete for hard wearing easy operation.

DEFRA approved and compliant with EU Animal By Products Regulations. 2000kg loading capacity. Range of adaptations available to suit your pet crematorium.

## Machine Specification

External L x W x H (mm)	4245 x 3530 x 2145/4030
Internal L x W x H (mm)	2445 x 1600 x 920
Chamber Volume (m <sup>3</sup> )	4.18
Weight (approx tonnes)	6.5
Max Load Capacity (kg)	2000
Nominal Burn Rate UK* (kg/hr)	<45
Burn Rate [Export Only]* (kg/hr)	50 - 75
Thermal Capacity (kW)	288
Power Supply 50/60 hz	220 - 250v
Door Aperture	2385 x 1570
Control Panel	AI or PLC
Fuel Types	Diesel, LPG, N-Gas
Insulation Board	25mm Super-wool
Insulation Fire Brick	Grade E23
Fire Brick (Alumina)	42.5%

\*We reserve the right to change the specification, dimensions and quality of materials from time to time, so long as the alteration is minor or an improvement to the said product.

## Primary Chamber

- Pre-cast block impact zone protecting refractory lining during loading.
- Heavily insulated internal brick refractory, constructed along an interlocking systems to ensure maximum strength and resilience.
- Premium grade high alumina content refractory brickwork delivering optimal thermal retention.
- Top loading counter balanced insulated access lid.
- Temperature controlled waste ignition burner automatic on-off, complete with internal air fans.

## Secondary Chamber

- Fully insulated internal refractory lining. Constructed from high grade low thermal mass insulation.
- Temperature controlled Secondary chamber burnout burner with automatic on-off control, complete with internal air fans.
- Integrated combustion burner air fans automatically controlling distribution to designated areas.
- Temperature sensor mounting point at the top of the chamber, ensuring the chamber reaches the required 850°C minimum, with a 2 second retention time.

## Optional Extras

	De-ashing Tool	✓
	Pet & Horse Cremulator	✓
	Lift Table	✓
	Fuel Tank	✓
	Spares Kit & Servicing	✓

# TB-AB EQUINE Extra Large equine cremation machine.

## Waste Loading and De-Ashing

Designed for top loading directly into the primary chamber. Loading can be manual or mechanically through winch or hydraulic bin tippler. To be loaded no more than once per day prior to operation. The incineration process will reduce the waste to approximately 3% volume ash. The ash should be removed before the following waste is loaded to ensure optimum burn rates. Optional de-ashing doors are available.

## The Addfield Difference

- Pre-Fabricated 8mm & 10mm robust mild steel casing, seam welded and suitably stiffened/ braced where necessary.
- Optimised loading chamber for maximum operational capacity.
- Lightweight resilient refractory fibre insulated lid, providing a tight seal, giving excellent thermal efficiency.
- Counterweighted loading chamber lid for ease of use.
- Primary chamber lining thickness 180mm rated at 1450°C.
- Premium paint finish - Steel structures are painted using a two pack high grade paint system.
- Multi-layered refractory lining using fire bricks and insulation bricks, improving thermal efficiency.



## Additional Operation Equipment



### Fuel Tank

Allowing you to operate the incinerator in all locations as well as providing a backup to your traditional supply. Available in 1000 to 5000 litre capacity. Fuel can be safely stored and monitored in close proximity to your incinerator.



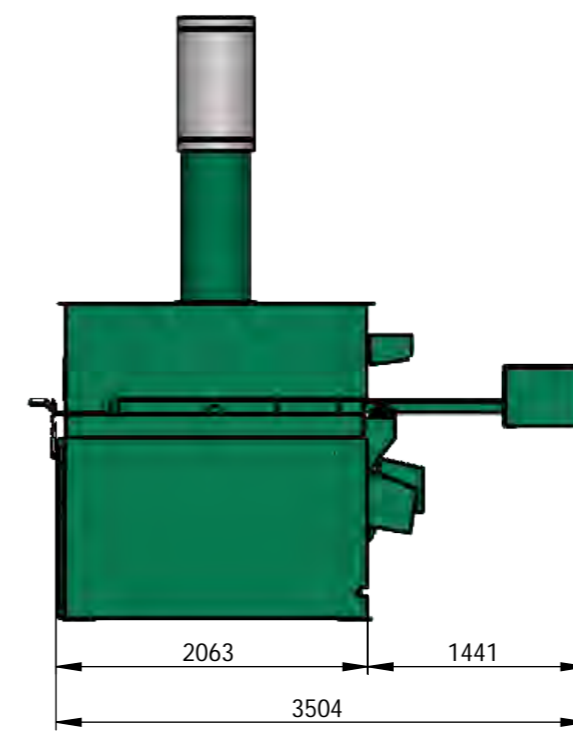
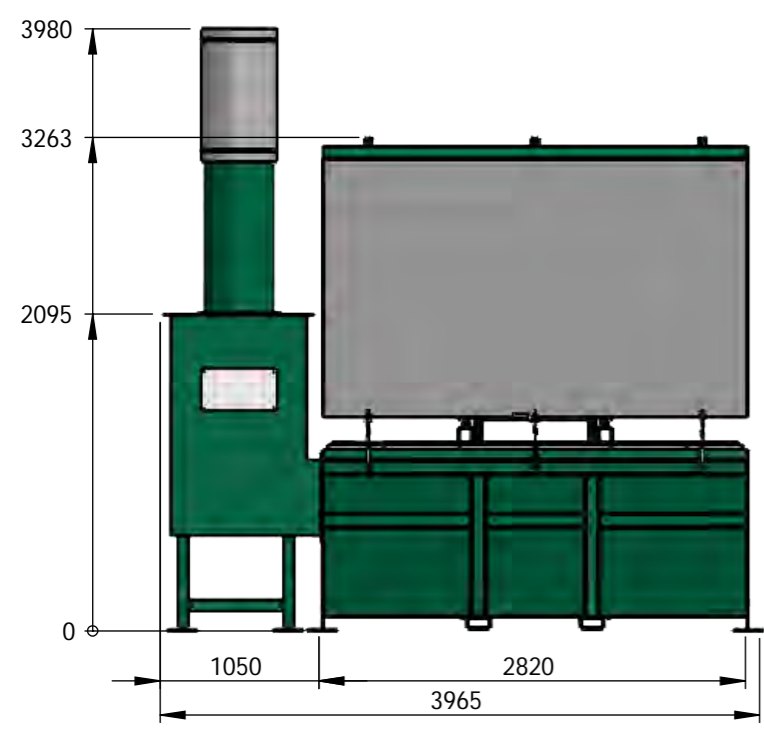
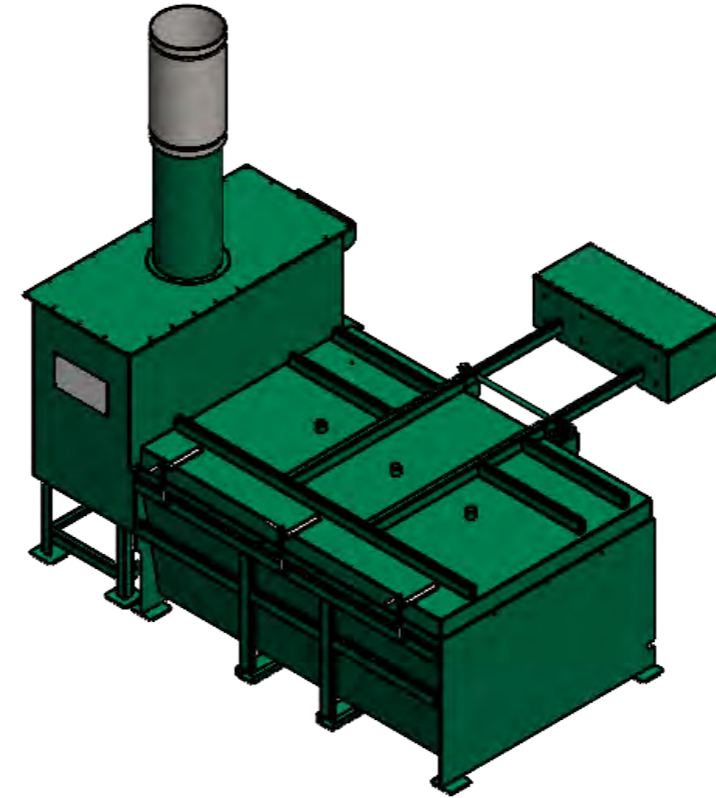
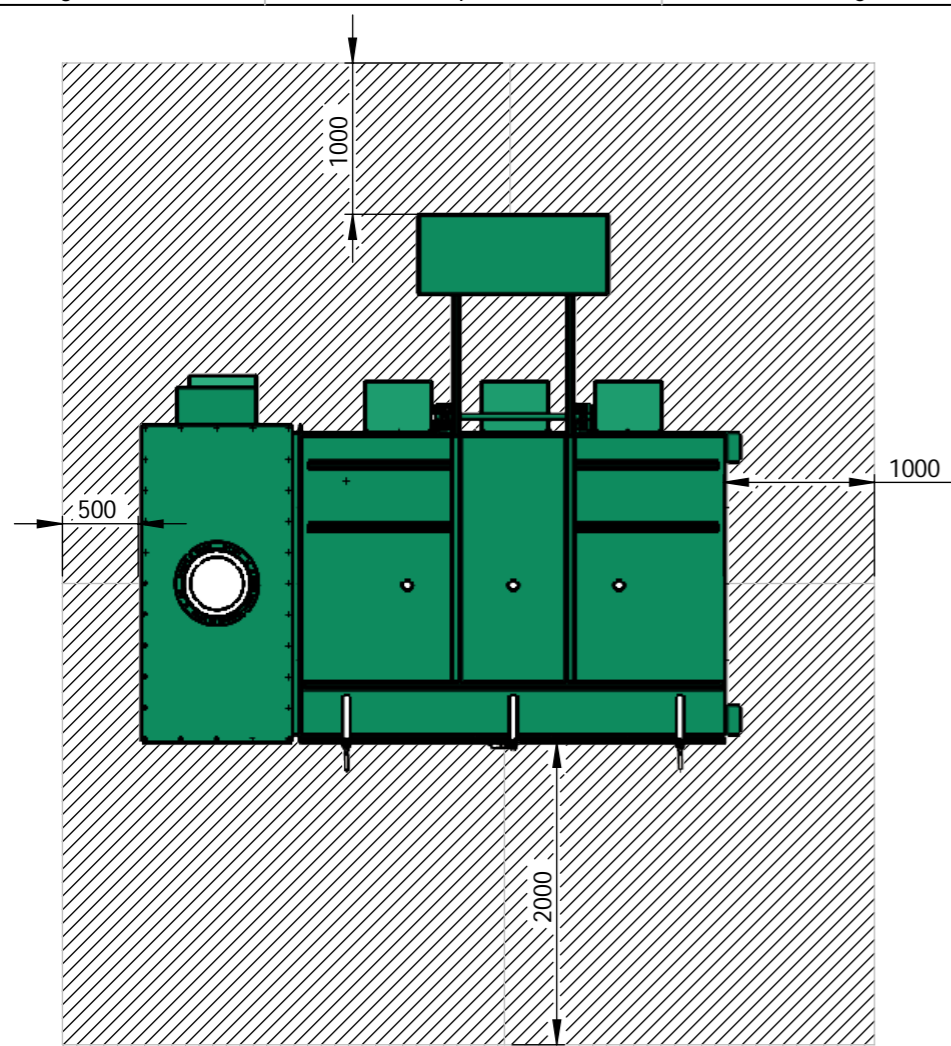
### De-ashing Tools

De-ashing tools increase the comfort of de-ashing the cremator. Associated with removing hot ash from the chamber of the cremator straight into the ash box, ready to be processed in the cremulator unit.



### Equine Cremulator

The equine cremulator has been specially designed and optimised to securely reduce large fragments of bone left in the chamber, into a fine ash in only 180 seconds. The remaining ash can then be easily decanted.



MATERIAL: N/A  
FINISH: N/A

WEIGHT: 5455.28 Kg

THIRD ANGLE PROJECTION (UNLESS STATED OTHERWISE)

TOLERANCES UNLESS OTHERWISE STATED

FABRICATION	MACHINING	ANGULAR
2 to 30 ± 1	0.5 up to 3 ± 0.05	up to 400 ± 45'
>30 up to 120 ± 2	>3 up to 6 ± 0.05	>400 up to 1000 ± 30'
>120 up to 400 ± 2	>6 up to 30 ± 0.1	>1000 ± 20'
>400 up to 1000 ± 3	>30 up to 120 ± 0.15	
>1000 up to 2000 ± 4	>120 up to 400 ± 0.2	
>2000 up to 4000 ± 6	>400 up to 1000 ± 0.3	
>4000 up to 8000 ± 8	>1000 up to 2000 ± 0.5	
>8000 up to 120000 ± 10	>2000 up to 4000 ± 0.5	
>12000 up to 16000 ± 12		
>16000 up to 20000 ± 14		
>20000 ± 16		



Add eld Environmental Systems LTD  
Unit 9, Zone 4  
Burntwood Business Park  
Sta ordshire  
WS7 3XD

PROJECT: **TBAB**

TITLE: **Sale GA**

DRAWING No. **TBAB Sale GA** REV -  
SHEET 1 OF 1 SCALE: 1:50 A3

DATE	DRAWN	CHECKED	APPROVED	DATE	DRAWN	CHECKED	APPROVED	DATE	DRAWN	CHECKED	APPROVED	DATE	DRAWN	CHECKED	APPROVED	DATE	DRAWN	CHECKED	APPROVED	
												10/10/2022	A.SKIDMORE							
COMMENTS																Add eld Environmental Systems LTD This drawing and any information or descriptive material set out on it are the confidential and copyright property of Add eld Environmental Systems, and MUST NOT BE DISCLOSED, COPIED, LOANED in whole or part or used for any purpose without the written permission of Add eld Environmental Systems.				
COMMENTS																ISSUE FOR MANUFACTURE				