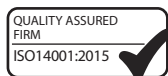
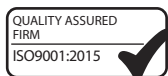


HYDRAULIC LIFT TABLE

Designed for increased efficiency when loading pet remains into the cremator. Comfortable to operate with heavy loads.



Accessory Features

The hydraulic lift table is a core addition for professional pet crematoriums. The lift table, with its fixed bed, is an essential accessory for the safe loading of pets up to the size of a large dog (maximum 350kg).

The accessory comes with an easy to use foot pedal for increasing the height of the loading bed up to 1.31m. A pull lever is used to initiate the lowering of the table.

The hydraulic lift table offers ease of loading for pets, through its ergonomic design. Its design reduces the risks of operating near an open chamber.

This accessory perfectly complements all new and existing pet cremation businesses!



Ergonomically Friendly

Ergonomically designed using the latest computer technology and manufacturing skills. The lift table allows the operator to safely manoeuvre the pet from the chapel of rest to the cremator, limiting the risks, resulting from manual handling.

Having a light-weight steel construction, the hydraulic lift table has an easy to operate function and movement. The ideal equipment for complementing all of our pet cremation machines for the loading of most domestic pets.



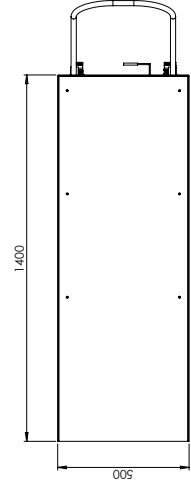
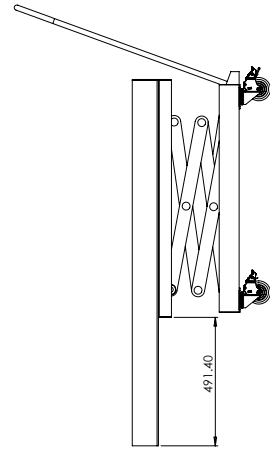
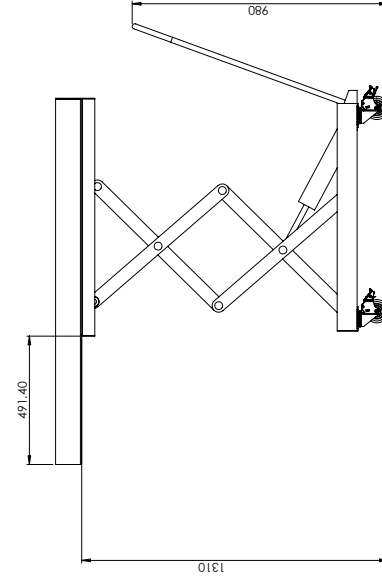
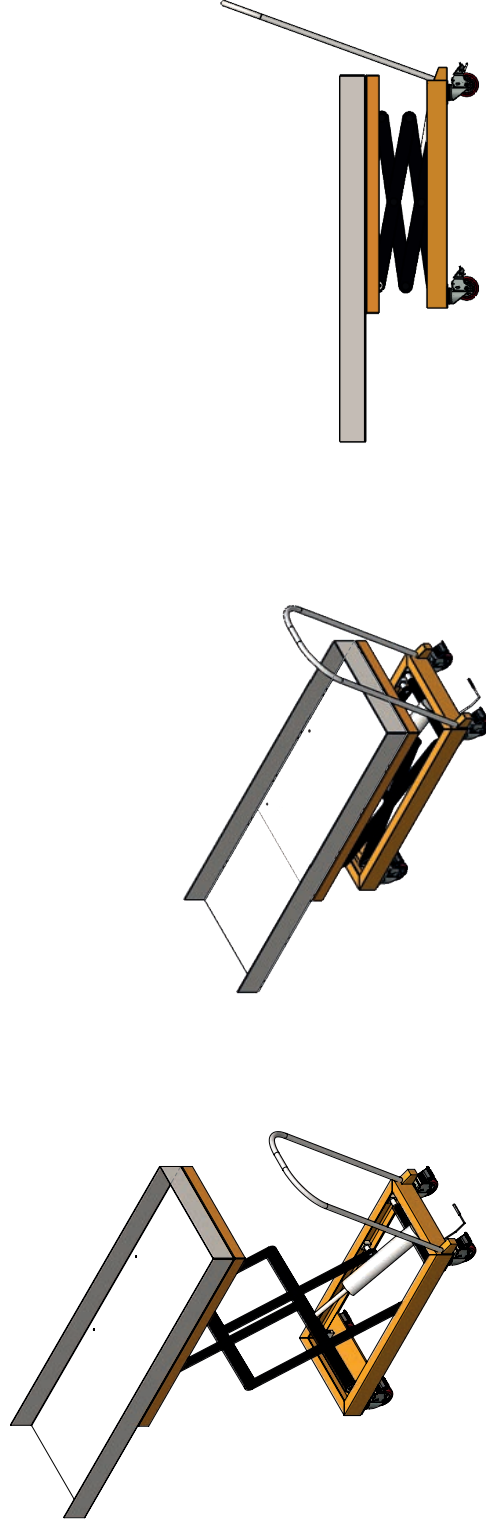
Tray Specification

Length (mm)	1400-PET/1800-A50
Width (mm)	500
Depth (mm)	100

Lift Table Specification

External Length (mm)	1650-2050
External Width (mm)	500
External Height (mm)	530 - 1310
Weight (Approx. kg)	250
Max Load Weight (kg)	350

*We reserve the right to change the specification, dimensions and quality of materials from time to time, so long as the alteration is minor or an improvement to the said product.



DATE	DRAWN	CHECKED	APPROVED	DATE	DRAWN	CHECKED	APPROVED	DATE	DRAWN	CHECKED	APPROVED	DATE	DRAWN	CHECKED	APPROVED

addfield
Incorporate • Cremate

STANDARD LIFTING
TABLE - PET RANGE

LIFTING TABLE GA

DRAWING No. 29-CA-001
SHEET No. 1 OF 1 | SCALE: 1:10 | A1

REMOVED SLIDING TRAY FOR FIXED TRAY

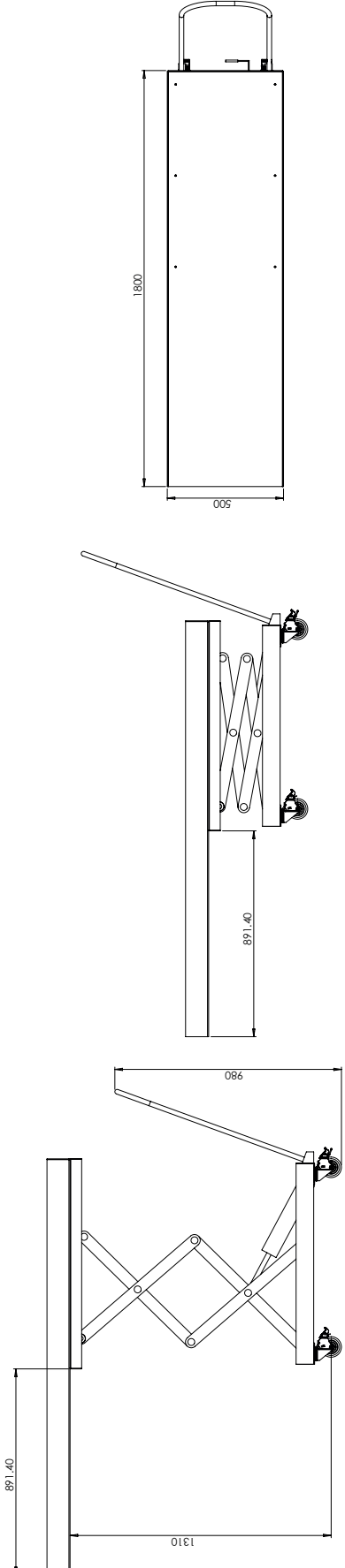
addfield
Incorporate • Cremate

STANDARD LIFTING
TABLE - PET RANGE

LIFTING TABLE GA

DRAWING No. 29-CA-001
SHEET No. 1 OF 1 | SCALE: 1:10 | A1

addfield
Incorporate • Cremate



 THIRD ANGLE PROJECTION (FIRST ANGLE EQUIVALENT)	MATERIAL: N/A
FINISH: N/A	WEIGHT: (UNLESS STATED OTHERWISE) TOLERANCES 1 DECIMAL PLACE ±0.10 2 DECIMAL PLACE ±0.05 ANGLES ±0.50°



ADDFIELD ENGINEERING SYSTEMS LTD
 10019 9th Ave, Zone 4, Mississauga, Ont. L4V 1P5
 Tel: (905) 876-5371 Fax: (905) 876-5372
 www.addfield.com info@addfield.com

DRAWN BY: KJ DATE CREATED: 28/04/2021
 PROJECT:

TITLE	STANDARD LIFTING TABLE—A50C	
	LIFTING TABLE GA	
DRAWING No.	29-CA-002	REV
SHEET No.	1 OF 1	SCALE: 1:10 A1

DATE	DRAWN	CHECKED	APPROVED	DATE	DRAWN	CHECKED	APPROVED	DATE	DRAWN	CHECKED	APPROVED	DATE	DRAWN	CHECKED	APPROVED
				28/04/2021	KJ										
COMMENTS				COMMENTS				COMMENTS				COMMENTS			
				A				B				C			
				D				E							

Addfield Engineering Systems Ltd (0516)
 This drawing and any information or data contained herein are the confidential and copyright property of Addfield Engineering Systems Ltd. No part of this drawing may be reproduced, stored in a retrieval system, or transmitted in any form or by any means, electronic, mechanical, photocopying, recording, or by any information storage and retrieval system, without the prior written permission of Addfield Engineering Systems Ltd.