

Pet Cremation



PET200

Pet cremation machine for all house pets

Highly efficient and reliable pet cremation machine for up to 8 house pets a day. Easily established in most locations.



The PET 200 pet cremation machine is designed to be the most efficient solution for cremating medium to large pets. Front opening for ease of loading and de-ashing to optimise your daily throughput up to 10 pets. Designed for safety, performance and efficiency benefiting from Hot Hearth technology, continuously recycling heat throughout and below the primary cremation chamber, delivering complete 360° heating and reducing cremation time. Unrivalled in its field boasting a 40% reduction in fuel consumption compared to alternative solutions. Perfect machine for new pet crematoriums.

Machine Specification

External L x W x H (mm)	2240 x 1150 x 1950
Internal L x W x H (mm)	1200 x 700 x 700
Chamber Volume (m ³)	0.59
Weight (approx tonnes)	3.2
Max Load Capacity (kg)	200
Nominal Burn Rate UK* (kg/hr)	<50
Burn Rate [Export Only]* (kg/hr)	50 - 75
Thermal Capacity (kW)	360
Power Supply 50/60 hz	210/230v
Door Aperture	1200 x 700
Hot Hearth Principle	Double Pass
Fuel Types	Diesel, LPG, N-Gas
Control Panel	AI or PLC
Insulation Fire Brick	Grade E23
Insulation Board	25mm Super-wool
Fire Brick (Alumina)	42.5%

*We reserve the right to change the specification, dimensions and quality of materials from time to time, so long as the alteration is minor or an improvement to the said product.

Primary Chamber

- Heavily insulated internal refractory lining. Constructed from high grade refractory brick ensuring a secure self supporting, interlocking arrangement.
- Manually opening, securely locking, access door with viewing port.
- Automatic temperature controlled on-off waste ignition burner complete with internal air fans.
- Hot Hearth Combustion Burner, temperature controlled on-off, complete with internal air fans.
- Secondary combustion burner air fans, automatically controlled distribution to their designated area.
- Two temperature sensor mounting points.

Secondary Chamber

- Fully insulated internal refractory lining. Constructed from high grade refractory brick and low thermal mass insulation.
- Secondary chamber burnout burner, temperature controlled on-off complete with internal air fans
- Automatically controlled integrated combustion burner air fans.
- Temperature sensor mounting point at the base of the exit flue ensuring the chamber reaches the necessary 1100°C minimum

Optional Extras

	De-ashing Tool	✓
	Pet & Horse Cremulator	✓
	Lift Table	✓
	Fuel Tank	✓
	Spares Kit & Servicing	✓

PET200

Pet cremation machine for all house pets




Waste Loading and De-Ashing

The PET series of cremators are ergonomically designed for easy and safe loading of most household pets. Loading through the front facing door can be completed manually or with the aid of a hydraulic lifting table. Able to be safely loaded multiple times throughout a cycle to enable multiple individual pet cremations in a day. At the end of every incineration process, ash should be discharged through the loading door onto the supplied catcher tray prior to being loaded for the next burn.

The Addfield Difference

- Pre-Fabricated 8mm & 10mm robust mild steel casing, seam welded and suitably stiffened/ braced where necessary.
- Lightweight resilient refractory fibre insulation door, providing a tight seal, giving excellent thermal efficiency.
- Primary and secondary chamber lining thickness 220mm rated at 1650°C.
- Premium paint finish - Steel structures are painted using a two-pack high grade paint system.
- Unique Hot Hearth technology enabling increased efficiency of cremation by providing additional heating below the chamber encouraging 360° heat distribution.
- Multi-layered refractory lining using fire bricks and insulation bricks, improving thermal efficiency.



Additional Operation Equipment



Hydraulic Lift Table

Providing an easier way of lifting weights up to 150kg. Having an extendable bed for safer loading. Height adjustable up to 1.3m, and a pull lever to smoothly lower the table. Ball bearing assisted loading tray.



De-ashing Tools

De-ashing tools increase the comfort of de-ashing the cremator. Associated with removing hot ash from the chamber of the cremator straight into the ash box, ready to be processed in the cremulator unit.



Pet Cremulator

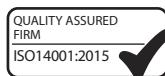
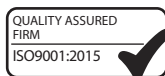
The cremulator processes the remains of domestic animals and grinds them into a fine ash for returning to the owner. The operation process for this only takes 60 seconds from bone material to a final ash residue.

Controller



Addfield Intelligent Controller

Simple to operate adaptive control system for achieving optimal results from your machine.



Controller Features

The Addfield Intelligent Controller has been developed to provide you with a simple yet effective operational process. Designed around a touch screen HMI interface, and independent burner control switches.

The touch screen interface provides all of your essential operations at the press of a finger. Having pre-loaded programmes optimised for your individual requirements, waste type and operating regime.

Giving you instant access to live temperature readings for the primary and secondary chambers and remaining burn time to enable you to manage your incineration process more efficiently.

Simple to install with a plug and play interface which enables straight forward installation and maintenance.

Built in data-logging to automatically records you usage, timings and temperatures achieved. Archives all essential which is able to be exported to Excel through the removable USB drive.



Key Features

- Plug and play design
- Zone ramp sequence multi zone controller.
- Incoming and outgoing cable terminations.
- Burner control gear.
- Interface relays and contractors.
- Temperature indication and control of the primary chamber.
- Temperature indication and control of the secondary chamber.
- Plant status indicators.
- Cycle status indicators.
- Fault status indicators.
- Operator interface.
- Data-logging
- USB Port.

*We reserve the right to change the specification, dimensions and quality of materials from time to time, so long as the alteration is minor or an improvement to the said product.