



# A50-IC (2) Quad chamber pet cremation machine for small to large pets

Multiple chamber pet cremation machine for increased output of household pet cremations, Manage up to 30 pets a day.



The A50 IC 2 pet cremation machine is streamlined to increase your output efficiently through its four cremation chambers. Pneumatically controlled front loading door with a second lower chamber for easy manual de-ashing to optimise your daily throughput to up to 30 pets. Designed for safety, performance and efficiency benefiting from Hot Hearth technology, continuously recycling heath throughout the primary cremation chambers, delivering complete 360° heating drastically reducing cremation time. Unrivalled in it's field boasting a 40% reduction in fuel consumption compared to alternative solutions. Designed for growing pet crematoriums.

### Machine Specification

Upper Chamber L x W x H (mm)	1572 x 696 x 696
Lower Chamber L x W x H (mm)	1572 x 450 x 696
Weight (Approx tonnes)	8
Nominal Burn Rate UK* (kg/hr)	<50
Thermal Capacity (kW)	360
Power Supply 50/60 hz	220/240v
Door Aperture	696 x 696
Hot Hearth Principle	Yes
Fuel Types	Diesel, LPG, N-Gas
Control Panel	PLC
Additional Operation Equipment	Optional
Insulation Board	25mm Superwool
Insulation Fire Brick	Grade E23
Fire Brick (Alumina)	42.5%

\*We reserve the right to change the specification, dimensions and quality of materials from time to time, so long as the alteration is minor or an improvement to the said product.

## Primary Chamber

- Heavily insulated internal refractory lining. Constructed from high grade refractory brick ensuring a secure self supporting, interlocking arrangement.
- Manually opening, securely locking, access door with viewing port.
- Automatic temperature controlled on-off waste ignition burner complete with internal air fans.
- Hot Hearth Combustion Burner, temperature controlled on-off, complete with internal air fans.
- Secondary combustion burner air fans, automatically controlled distribution to their designated area.
- Two temperature sensor mounting points.

## Secondary Chamber

- Fully insulated internal refractory lining. Constructed from high grade refractory brick and low thermal mass insulation.
- Secondary chamber burnout burner, temperature controlled on-off complete with internal air fans
- Automatically controlled integrated combustion burner air fans.
- Temperature sensor mounting point at the base of the exit flue ensuring the chamber reaches the necessary 1100°C minimum

### Optional Extras

	De-ashing Tool	✓
	Pet & Horse Cremulator	✓
	Lift Table	✓
	Fuel Tank	✓
	Spares Kit & Servicing	✓



# A50-IC (1) Multi chambered pet cremation machine for small to large pets.

## Waste Loading and De-Ashing

The PET series of cremators are ergonomically designed for easy and safe loading of most household pets. Loading through the front facing door can be completed manually or with the aid of a hydraulic lifting table. Able to be safely loaded multiple times throughout a cycle to enable multiple individual pet cremations in a day. At the end of every incineration process, ash should be discharged through the loading door onto the supplied catcher tray prior to being loaded for the next burn.

## The Addfield Difference

- Pre-Fabricated 8mm & 10mm robust mild steel casing, seam welded and suitably stiffened/ braced where necessary.
- Lightweight resilient refractory fibre insulation door, providing a tight seal, giving excellent thermal efficiency.
- Primary and secondary chamber lining thickness 180mm rated at 1650°C.
- Premium paint finish - Steel structures are painted using a two-pack high grade paint system.
- Unique Hot Hearth technology enabling increased efficiency of cremation by providing additional heating below the chamber encouraging 360° heat distribution.
- Multi-layered refractory lining using fire bricks and insulation bricks, improving thermal efficiency.



## Additional Operation Equipment



### Hydraulic Lift Table

Providing an easier way of lifting weights up to 150kg. Having an extendable bed for safer loading. Height adjustable up to 1.3m, and a pull lever to smoothly lower the table. Ball bearing assisted loading tray.



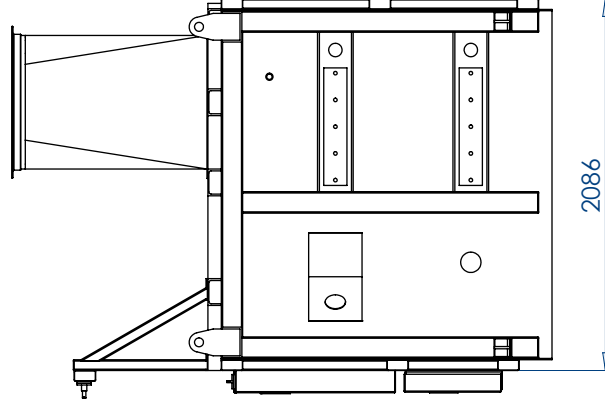
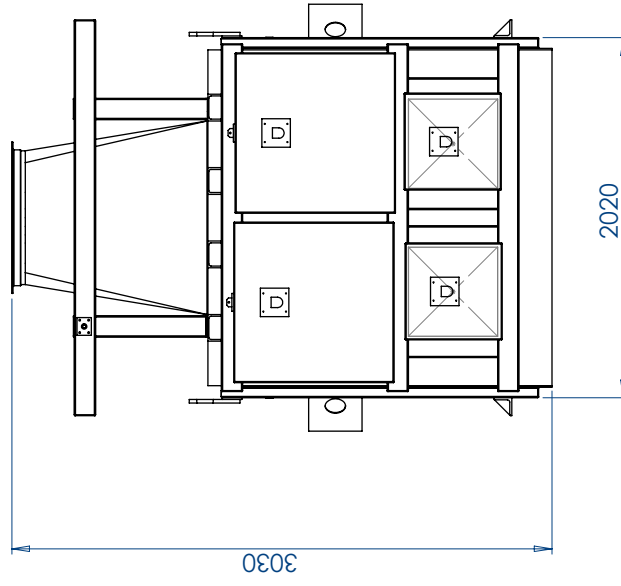
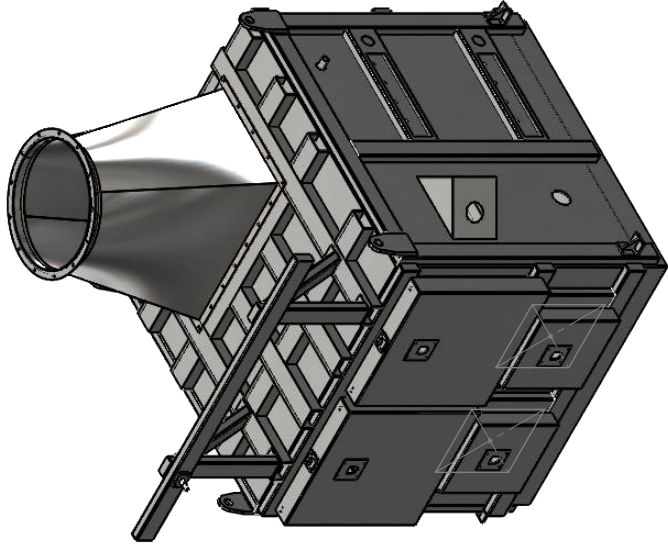
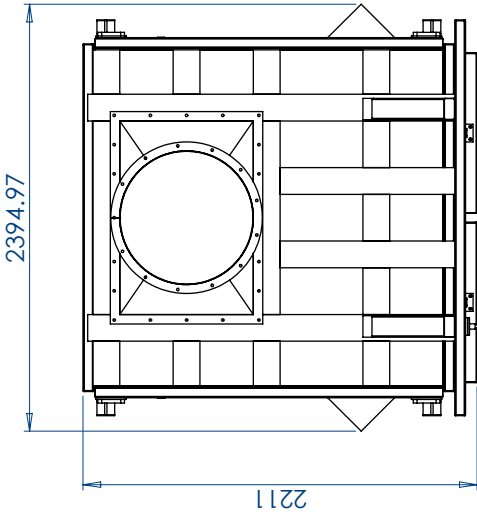
### De-ashing Tools

De-ashing tools increase the comfort of de-ashing the cremator. Associated with removing hot ash from the chamber of the cremator straight into the ash box, ready to be processed in the cremulator unit.



### Pet Cremulator

The cremulator processes the remains of domestic animals and grinds them into a fine ash for returning to the owner. The operation process for this only takes 60 seconds from bone material to a final ash residue.



Material:  
Mild Steel  
Specification:

Drawn by:  
Harjot Bhullar

Finish:  
Scale: 1:30

Last saved date  
16/01/2017

Notes:  
Dimensions are subject to change

Dimensions in Millimeters

**addfield**  
Incinerate • Cremate

THIS DRAWING AND ALL INFORMATION CONTAINED HEREON IS THE PROPERTY OF ADDFIELD ENVIRONMENTAL SYSTEMS LIMITED. WITHOUT WHOSE PERMISSION IT MAY NOT BE COPIED, SHOWN OR OTHERWISE USED AND IT IS TO BE RETURNED PROMPTLY ON REQUEST.

16 January 2017, 16:44:40

Tolerances. Unless otherwise stated  
**WHOLE NUMBERS ± 0.20**  
**1 DECIMAL PLACE ± 0.10**  
**2 DECIMAL PLACE ± 0.05**  
**ANGLES ± 0.5°**

Maximum Surface Finish,  
Unless otherwise stated: **3.2**

Title:  
**A50 Revised Assembly**

Drawing Number:

ISSUE  
1

1

Design Approval