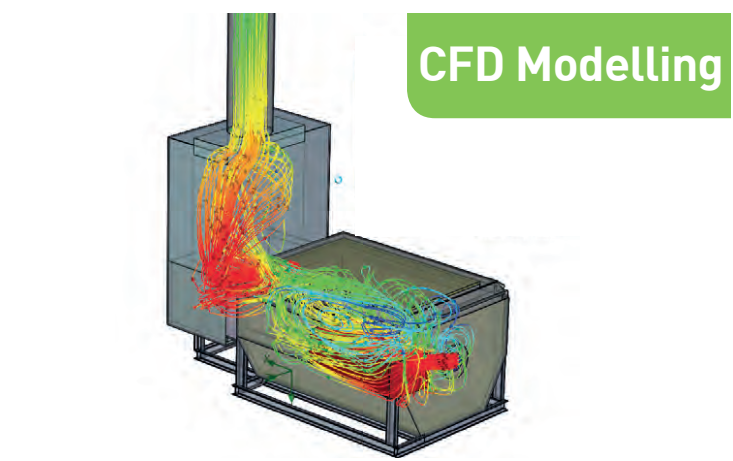


'The most thermally efficient, robust and reliable animal incinerators on the market  
Simply Built Better!'



# MINI AB 250Kg Animal Waste Low capacity Incinerator

The Addfield Mini AB is one of our smallest low capacity machines within our family of incinerators with a top loading design. The Addfield MINI AB is a 250kg capacity incinerator ideal for poultry, sheep, butchers waste, breeders and general waste with a chamber volume of 0.45m<sup>3</sup>. All of our machines are DEFRA and DARD approved to burn up to 50kg/hr.



t: +44(0)1543 571280 | f: +44(0)1543 571173  
e: sales@addfield.com | www.addfield.com  
Addfield Environmental Systems Limited  
Unit 9 | Zone 4 | Burntwood Business Park | Staffordshire | WS7 3XD | UK

addfield  
Incinerate • Cremate

© Addfield Environmental Systems Ltd  
All information should be used as a guide only, specifications are subject to change without notice.

# MINI AB 250Kg Animal Waste Low capacity Incinerator

The agricultural range is designed as a two stage incinerator unit comprising of a primary loading chamber and a secondary after burner chamber. This afterburner system draws the hot gases from the primary chamber, this ensures a clean (and compliant) burn at temperatures of 850-1150°C.

The Addfield range of incinerators are CE Certified to BS EN 746-2 :1997, a recent emissions testing concluded the following results based on two second residue time within the secondary chamber, results are well below the EC limits.

Expected Emissions*	% by Volume
Carbon Dioxide (CO <sub>2</sub> )	7.4%
Water (H <sub>2</sub> O)	22%
Oxygen (O <sub>2</sub> )	6%
Nitrogen (N <sub>2</sub> )	64.5%
Smoke	0%
(Not detectable under standard operating conditions)	
Odour	0%
(Not detectable under standard operating conditions)	
Volume of ash	1-3%
(Dependent on waste stream)	

\*These emissions are based on minimum waste calorific values 45.7MJ/kg (animal carcase). With no other waste streams present other than general packaging containers that do not make up more than 1.5% of the total load weight.

## Composition of fuel being used:

Fuel Input	Diesel	Composition %
Carbon	C	86%
Hydrogen	H <sub>1</sub>	13.2%
Nitrogen	N <sub>2</sub>	0.70%
Oxygen	O <sub>2</sub>	0.00%

## Machine Specifications: MINI AB

External Length (mm)	2690
External Width (mm)	2200
External Height/Less Flue(mm)	3165/1965

## Primary Chamber Sizes:

Internal Length (mm)	1000
Internal Width (mm)	670
Internal Height (mm)	655

Chamber Volume (m <sup>3</sup> )	0.45
----------------------------------	------

Weight (Approx. Tonnes)	2
-------------------------	---

CE Certified	YES
--------------	-----

EU Regulations Compliant	YES
--------------------------	-----

Max Load Capacity (kg)	250
------------------------	-----

Nominal Burn Rate UK*(kg/hr)	< 50
------------------------------	------

Burn Rate [Export Only]*(kg/hr)	50-75
---------------------------------	-------

Thermal Capacity (kw/hr)	190
--------------------------	-----

Power Supply 50/60hz	210/230v
----------------------	----------

## Fuel Options:

Diesel	Yes
--------	-----

LPG	Yes
-----	-----

N-Gas	Yes
-------	-----

† Based on general municipal waste streams

\* Depending on the type waste stream being loaded and excludes heat up time.

We reserve the right to change the specification, dimensions and quality of materials from time to time, so long as the alteration is minor or an improvement to the said products.

Robust, Reliable...  
...and Efficient

t: +44(0)1543 571280 | f: +44(0)1543 571173

e: sales@addfield.com | www.addfield.com

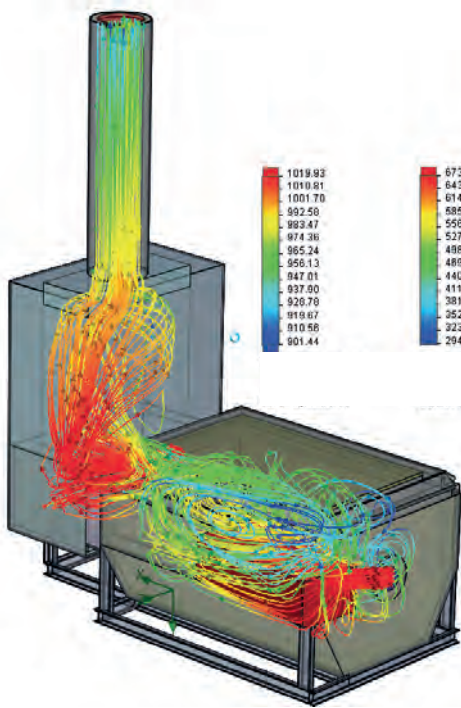
Addfield Environmental Systems Limited

Unit 9 | Zone 4 | Burntwood Business Park | Staffordshire | WS7 3XD | UK

**addfield**  
Incinerate • Cremate

# MINI AB

250Kg Animal Waste  
Low capacity Incinerator



## Computational Fluid Dynamically Modelled Incinerators

### Key Features:

We have CFD modelled all of our incinerators by utilising some of the most advanced software available. By using Computational Fluid Dynamics software it helps us to predict gas velocities /movements within the chambers along with external surface temperatures whatever the external ambient parameters maybe.

We also use this information to develop a more durable, robust and efficient incinerator by:

- Identifying heat build-up and stress points within the structure.
- Reducing thermal heat loss by increasing insulation systems.
- Designing out hot & cold spots to ensure complete combustion within the chamber.

## General Construction

### Robust, Reliable and Efficient

- Pre-fabricated 6 & 8mm robust mild steel casing, seam welded & suitably stiffened/braced where necessary.
- Paint finishing - The steel structures are completely painted using a two pack high grade paint system that is baked onto the steel structure at 70°C for 10hrs. The standard colour of the series is green for the primary and secondary chambers, lid, flue and counter balance.
- Three layers of refractory lining in the primary & secondary chambers totalling thickness of 180mm, rated at 1260°C, provide increased fuel efficiency.
- Lightweight resilient refractory fibre insulation lid, providing a tight seal & gives excellent thermal efficiency.
- Removable roof and back plate for ease of maintenance.
- All combustion fuel pipe work and electrical systems are weather proof and in accordance with BS7671-17.
- As an optional extra, an excess air and rapid cooling systems can be fitted, aiding cleaner burns and faster cool down times.

## Primary Chamber

- Fully insulated internal refractory lining, constructed from high grade refractory brick ensuring a self-supporting interlocked arrangement.
- One manually operated, access lid
- One waste ignition burner, temperature controlled on-off, complete with internal air fans
- A pre-cast block impact zone, that protects the refractory lining when loading.

## Secondary Chamber

- Fully insulated internal refractory lining, constructed from high grade low thermal mass insulation.
- One secondary chamber burnout burner, temperature controlled on-off, complete with internal air fans
- Integrated combustion burner air fans with automatically controlled distribution to their designated area.
- One temperature sensor mounting point at the top of the chamber ensuring the chamber reaches the necessary 850°C minimum.

t: +44(0)1543 571280 | f: +44(0)1543 571173


e: sales@addfield.com | www.addfield.com

Addfield Environmental Systems Limited

Unit 9 | Zone 4 | Burntwood Business Park | Staffordshire | WS7 3XD | UK

**addfield**  
Incinerate • Cremate

# MINI AB 250Kg Animal Waste Low capacity Incinerator



## Addfield Intelligent Controller

### Key Features:

- Plug and play design for easy & efficient replacement.
- Zone ramp sequence three zone controller
- Incoming and outgoing cable terminations
- Burner control gear
- Interface relays and contactors
- Temperature indication and control of the primary chamber
- Temperature indication and control of the secondary chamber
- Plant status indicators
- Cycle status indicators
- Fault status indicators
- Operator interface.



### Waste Loading and De-Ashing

The agricultural series of incinerators are designed for top loading only through the main access door.

At the end of every incineration process it is recommended the ash should be removed prior to the next incineration cycle. In the UK regulatory requirements insist on sheep and cattle ash to be separated from other waste.

### Waste types to be used in the Addfield MINI AB Incinerator

- Sheep
- Fish
- Chickens
- Butchers Waste
- Breeders
- Pet Cremation
- General Waste

### Combustion System

The burner system comprises of fully automatic package burners, these burners come complete with the following features:

- Flame failure controls
- Adjustable flame patterns
- Integral fuel pump
- Solenoid valves
- Integral continuous air fan
- Fuel sensors

t: +44(0)1543 571280 | f: +44(0)1543 571173

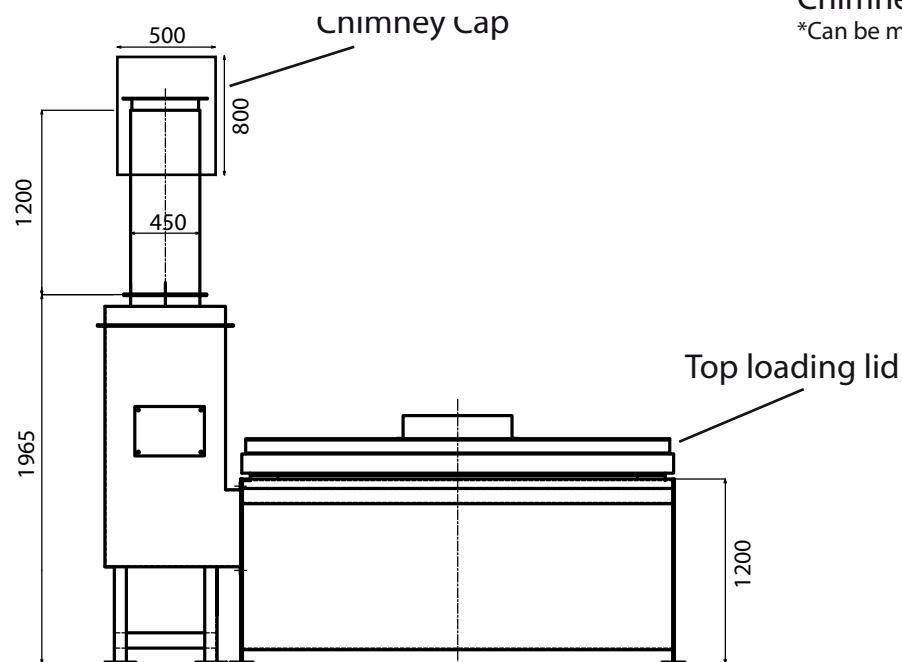
e: sales@addfield.com | www.addfield.com

Addfield Environmental Systems Limited

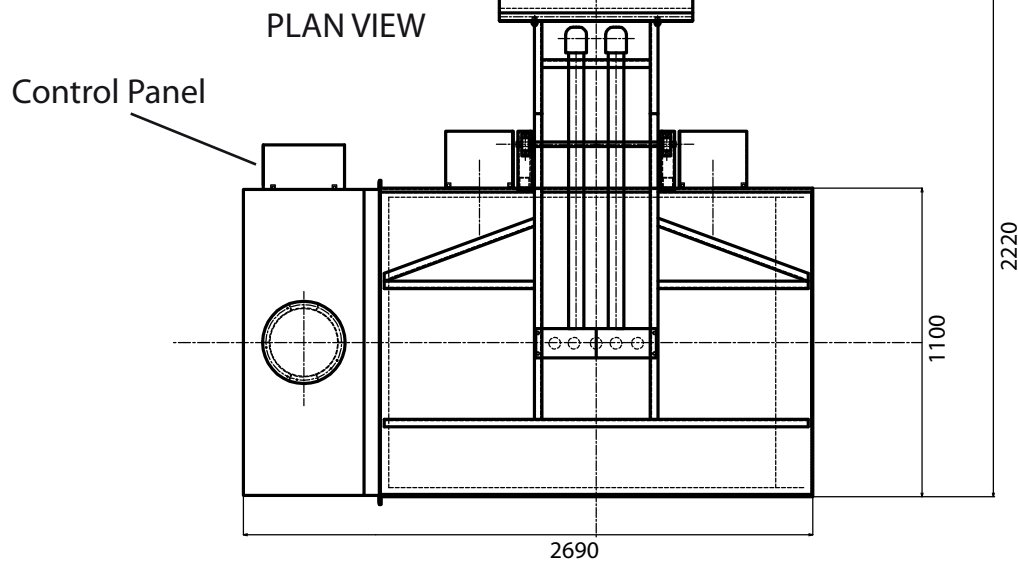
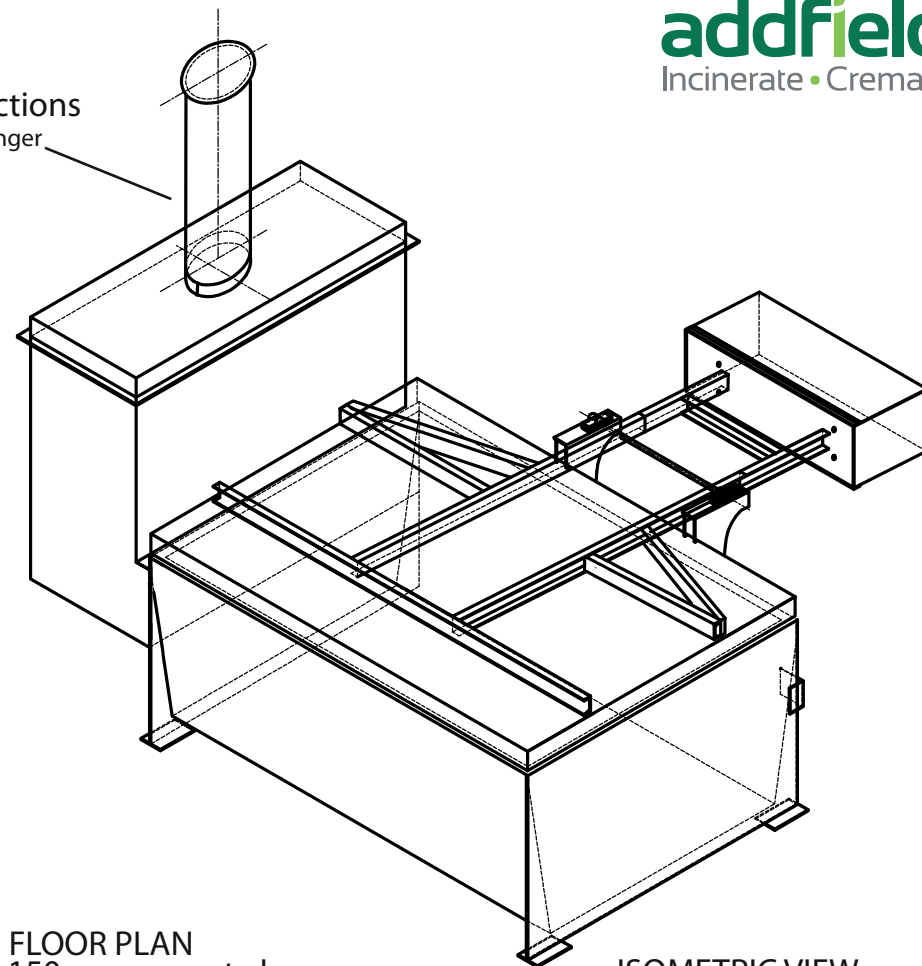
Unit 9 | Zone 4 | Burntwood Business Park | Staffordshire | WS7 3XD | UK

**addfield**  
Incinerate • Cremate

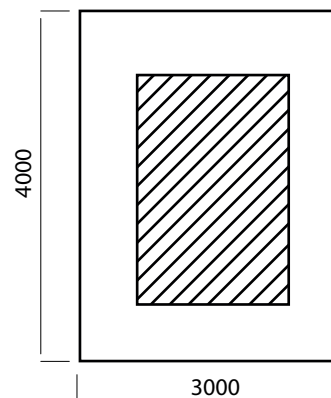
# MINI AB Incinerator



Chimney Sections  
\*Can be made longer



FLOOR PLAN  
150mm concrete base



rev.	description	date
	<b>addfield</b>	
Addfield Environmental Systems Ltd Unit 9, Zone 4, Burntwood Business Park, Staffordshire, WS7 3XD <a href="http://www.addfield.com">www.addfield.com</a>		
title GENERAL ARRANGEMENT OF MINI AB INCINERATOR		
scale:- Not to scale		
drawn:-	RLC	date:-
drg. no.	MINIAB-GA	rev.