



**A200** The most robust reliable and efficient incinerators available anywhere.  
The A200 agricultural incinerator is ideal for waste produced by farms.



Maintain your biosecurity through securely destroying a complete range of Agricultural and Farm waste.

Designed and built along the latest advances in animal incineration. Achieving a 40% reduction in fuel consumption compared to alternative solutions, through having a multi layered brick based refractory.

Biosecurity is a growing concern across the globe, the implementation of an Addfield A200 can improve your ability to safely destroy animal waste. Compliant with EU Animal By Products Regulations.

**Machine Specification**

External L x W x H (mm)	3750 x 4955 x 3790/5590
Internal L x W x H (mm)	3035 x 1340 Ø
Chamber Volume (m <sup>3</sup> )	4.2
Weight (approx tonnes)	21
Nominal Burn Rate (kg/hr)	<200
Thermal Capacity (kW)	770
Door Aperture	1340 Ø
Fuel Types	Diesel, LPG, N-Gas
Control Panel	AI or PLC
Insulation Fire Brick	Grade E23
Fire Brick (Alumina)	42.5%

\*We reserve the right to change the specification, dimensions and quality of materials from time to time, so long as the alteration is minor or an improvement to the said product.

**Primary Chamber**

- Fully insulated internal refractory lining, constructed from high grade refractory brick ensuring a self-supporting, interlocking arrangement.
- Fully interlocked, manually operated, access door.
- Waste ignition burner, temperature controlled on-off, complete with internal air fans.
- Combustion burner, temperature controlled on-off, complete with internal air fans.
- Primary combustion burner air fans with automatically controlled distribution to their designated area.
- Two temperature sensor mounting points.

**Secondary Chamber**

- Fully insulated internal refractory lining, constructed from high grade refractory brick and low thermal mass insulation.
- Secondary chamber burnout burner, temperature controlled on-off, complete with internal air fans.
- Integrated combustion burner air fans with automatically controlled distribution to their designated area.
- All combustion fuel pipework.
- All electrical components.
- One temperature sensor mounting point at the base of the exit flue ensuring the chamber reaches the necessary 850°C minimum, with a 2 second residence time.

**Recommended Waste Types**

	Poultry & Chickens	✓
	Sheep & Lambs	✓
	Pigs & Sows	✓
	Goats	✓
	Cows & Cattle	✓

# A200

The most robust reliable and efficient incinerators available anywhere.

## Waste Loading and De-Ashing


The A200 incinerator is designed for front loading only through the main access door. Due to the type of waste they incinerate, bio-security measures should be in place on the site of the incinerator due to the possibility of spillage and spread of disease. At the end of every incineration process ash should be discharged through the loading door into the supplied catcher tray prior to being loaded for the next burn.

## The Addfield Difference

- Pre-fabricated 8mm & 10mm robust mild steel casing, seam welded and suitably stiffened/ braced where necessary.
- Lightweight resilient refractory fibre insulation lid, providing a tight seal, giving excellent thermal efficiency.
- Primary and secondary chamber lining thickness 180mm, rated up-to 1450°C.
- Low thermal mass door lining, with removable roof and back plate for ease of maintenance.
- Paint finishing – The steel structures are painted using a two-pack high grade paint system.
- With a choice of an AI or PLC Controller, customisable programs can cut your operations times.
- A 180mm thick refractory lining, using fire bricks and insulation bricks, improving thermal efficiency.



## Additional Operation Equipment



### Bin Tipper

An Automatically bin tipper system provides hands free loading of hazardous waste.



### Chute Loader

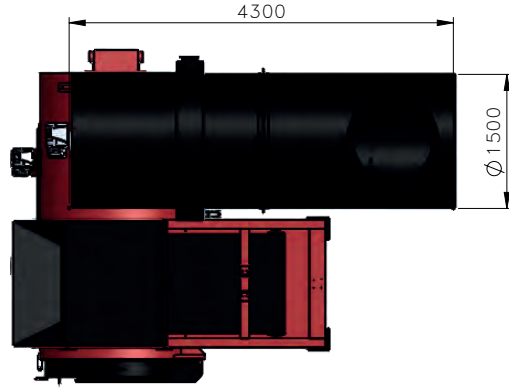
A top loading chute system aids the continuous loading of waste during operation. Ideal for use with a bucket loading tipper system.




### Venturi System

An advanced flue gas treatment system designed to further reduce dust, acid gasses, dioxins and furans. Highly effective the venturi is widely regarded as the leading treatment system in its field.

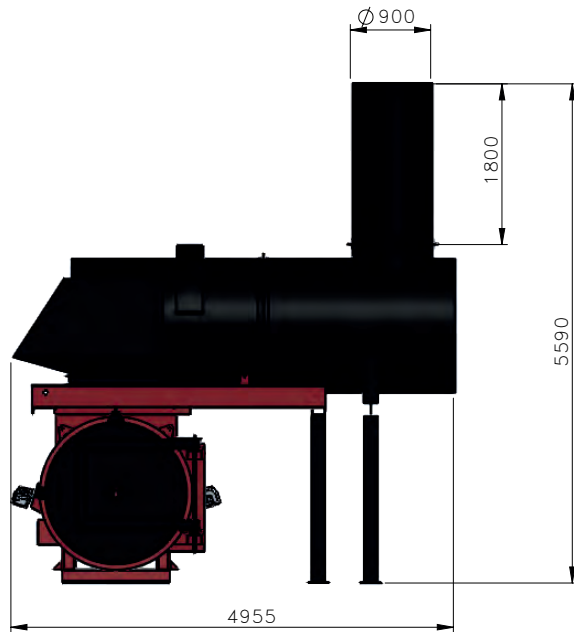
# A200



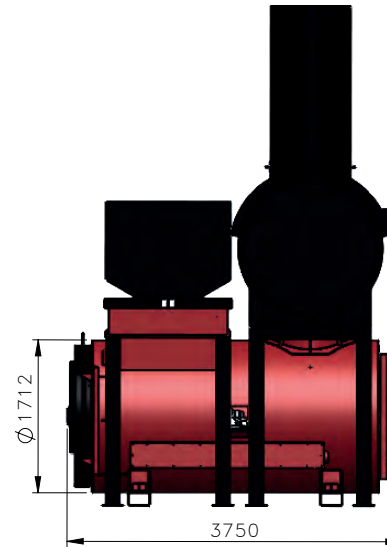
PLAN VIEW



ISOMETRIC VIEW



FRONT VIEW



SIDE VIEW



THIRD ANGLE PROJECTION  
(UNLESS STATED OTHERWISE)

MATERIAL:  
N/A  
FINISH:  
N/A

TOLERANCES  
(UNLESS STATED OTHERWISE)  
WHOLE NUMBERS ±1.00  
1 DECIMAL PLACE ±0.10  
2 DECIMAL PLACE ±0.05  
ANGLES ±0.50°

WEIGHT:

**addfield**  
Incinerate • Cremate

T: +44 (0)1543 571 280  
F: +44 (0)1543 571 173  
E: sales@addfield.com  
www.addfield.com

Addfield Environmental Systems LTD  
Unit 9, Zone 4  
Burntwood Business Park  
Staffordshire  
WS7 3XD

DRAWN BY: AS

DATE CREATED: 21/05/2019

PROJECT:

AP200 WITH TOP LOADER

TITLE:

AP200 WITH TOP  
LOADER GA

DATE	DRAWN	CHECKED	APPROVED	DATE	DRAWN	CHECKED	APPROVED	DATE	DRAWN	CHECKED	APPROVED	DATE	DRAWN	CHECKED	APPROVED	DATE	DRAWN	CHECKED	APPROVED
D				C				B				A				21/05/2019	A.Singh	H.B	H.B
COMMENTS				COMMENTS				COMMENTS				COMMENTS				COMMENTS			

Addfield Environmental Systems LTD (2018)  
This drawing and any information or  
descriptive material set out on it are the confidential and  
copyright property of Addfield Environmental Systems, and  
MUST NOT BE DISCLOSED, COPIED, LOANED in whole or part  
or used for any purpose without the written permission of  
Addfield Environmental Systems.

DRAWING No.  
43-001-1

REV  
-

SHEET No. 1 OF 1

SCALE: 1:60

A3